

THRU ONLINE FILING

February 16, 2026

BSE Ltd.
Phiroze Jeejeebhoy Towers
Dalal Street
Mumbai 400 023
Scrip Code – 524494

National Stock Exchange India Limited,
Exchange Plaza, C-1, Block-G,
Bandra Kurla Complex, Bandra – (East).
Mumbai-400051.
Scrip Code : IPCALAB

Dear Sirs,

Dear Sirs / Madam,

Sub: Newspaper notice to the shareholders of the Company

Pursuant to Regulation 30 and Regulation 47 of the SEBI (Listing Obligations and Disclosure Requirements) Regulations, 2015, we are enclosing herewith copies of the Unaudited Financial Results for the 3rd quarter and nine months ended 31st December, 2025 published in Business Standard and Nav Shakti on 14th February, 2026.

Kindly take the same on your records.

Thanking you.

Yours faithfully,
For Ipca Laboratories Limited

Harish P. Kamath
Corporate Counsel & Company Secretary
ACS 6792

Ipca Laboratories Ltd.



www.ipca.com


125, Kandivli Industrial Estate, Kandivli (West), Mumbai 400 067 (Maharashtra), India | T: +91 22 6210 5000 F: +91 22 6210 5005

Regd. Office: 48, Kandivli Industrial Estate, Kandivli (West), Mumbai 400 067 (Maharashtra), India | T: +91 22 6647 4444

E: ipca@ipca.com CIN: L24239MH1949PLC007837

<div><div><div>PIONEER GROUP</div></div><div><div>PIONEER EMBROIDERIES LIMITED</div><div>... a stitch ahead of time</div><div>CIN NO. L17291MH1991PLC063752</div></div></div>						
Regd. Office: Unit 101B, 1st Floor, Abhishek Premises, Plot No.C5-6, Dalia Industrial Estate, Off. New Link Road, Andheri (West), Mumbai – 400058. Tel: 022-42232323 Fax: 022-42232313 Email : mumbai@pelhakoba.com						
www.pelhakoba.com						
STATEMENT OF UNAUDITED STANDALONE AND CONSOLIDATED FINANCIAL RESULTS FOR THE QUARTER AND NINE MONTHS ENDED 31 st DECEMBER, 2025 (₹ in Lakh Except per share data)						
Particulars	STANDALONE			CONSOLIDATED		
	Quarter Ended 31.12.2025 (Unaudited)	Quarter Ended 31.12.2024 (Unaudited)	Nine Months Ended 31.12.2025 (Unaudited)	Quarter Ended 31.12.2025 (Unaudited)	Quarter Ended 31.12.2024 (Unaudited)	Nine Months Ended 31.12.2025 (Unaudited)
Total Income from Operations	8,178.17	9,672.70	25,115.07	8,178.24	9,672.82	25,115.58
Net Profit / (Loss) for the period (before Tax, Exceptional and/or Extraordinary items)	(112.43)	296.13	(931.45)	(114.31)	293.96	(935.00)
Net Profit / (Loss) for the period before Tax (after Exceptional and/or Extraordinary items)	(112.43)	296.13	(489.65)	(114.31)	293.96	(493.20)
Net Profit / (Loss) for the period after tax (after Exceptional and/or Extraordinary items)	(80.07)	219.73	(350.80)	(82.52)	218.99	(356.05)
Total Comprehensive Income for the period [comprising Profit/ (Loss) for the period (after tax) and other [Comprehensive Income (after tax)]	(70.95)	228.07	(338.27)	(73.40)	227.33	(343.52)
Equity Share Capital	3,081.54	3,081.54	3,081.54	3,081.54	3,081.54	3,081.54
Reserves (excluding Revaluation Reserve as shown in the Audited Balance Sheet of the previous year)	N.A.	N.A.	N.A.	N.A.	N.A.	N.A.
Earnings Per Share (of ₹ 10/-each) (for continuing and discontinued operations)-						
a) Basic	(0.36)	0.71	(1.14)	(0.27)	0.71	(1.16)
b) Diluted	(0.36)	0.71	(1.14)	(0.27)	0.71	(1.16)
Notes: 1. The above is an extract of the detailed format of Statement of Standalone and Consolidated Financial Results filed with the Stock Exchange under Regulation 33 of the SEBI (Listing Obligations and Disclosure Requirements) Regulations, 2015. The detailed financial results and this extract were reviewed and recommended by the Audit Committee and approved by the Board of Directors of the Company at their meetings held on 12th February, 2026. The full format of the Statement of Standalone and Consolidated Financial Results are available on the Company's website https://www.pelhakoba.com/wp-content/uploads/2025/02/Outcome-of-Board-Meeting060220251.pdf and on the website of the National Stock Exchange of India Limited (www.nseindia.com) and BSE Limited (www.bseindia.com). The same can be accessed by scanning the QR code provided below.						
Place : Mumbai Date : 12 th February, 2026						
<div><div><div>SILKOLITE</div><div>Scale to Value....</div></div><div><div>hakoba</div><div>Since 1991</div><div>Creativity Beyond Designers</div></div><div></div><div>For & on behalf of Board of Directors SAURABH MAHESHWARI Managing Director DIN:00283903</div></div>						

<div><div><div>GUFIC[®]</div><div>BIOSCIENCES LIMITED</div><div>CIN: L24100MH1984PLC033519</div></div></div>			
Regd. Office: 37, First Floor, Kamala Bhavan II, S. Nityanand Road, Andheri (East), Mumbai – 400 069, Tel: 022 – 6726 1000, Fax No.: 022 – 6726 1068, E-mail:- corporaterelations@guficbio.com , website: www.gufic.com			
STATEMENT OF UNAUDITED STANDALONE AND CONSOLIDATED FINANCIAL RESULTS OF THE COMPANY FOR THE QUARTER AND NINE MONTHS ENDED DECEMBER 31, 2025			
The Unaudited Standalone and Consolidated Financial Results for the quarter and nine months ended December 31, 2025 have been reviewed by the Audit Committee and approved by the Board of Directors of the Company at their respective meetings held on Friday, February 13, 2026.			
The said Financial Results along with the Limited Review Report, are available on the website of the Company at https://gufic.com/media/investors/quarterly-reports/ and on the website of the Stock Exchanges namely BSE Limited at www.bseindia.com and National Stock Exchange of India Limited at www.nseindia.com where shares of the Company are listed and can be accessed by scanning the below QR code:			
			
By order of the Board of Directors For Gufic Biosciences Limited Sd/- Pranav Choksi Chief Executive Officer and Whole Time Director (DIN: 00001731)			
Date: February 13, 2026 Place: Mumbai			
Note: The above intimation is in accordance with Regulation 33 read with Regulation 47(1) of the SEBI (Listing Obligations and Disclosure Requirements) Regulations, 2015.			



ASIAN ENERGY SERVICES LIMITED

CIN: L23200MH1992PLC318353

Regd. Office: 3B, 3rd Floor, Omkar Esquare, Chunabhatti Signal,
Eastern Express Highway, Sion (East), Mumbai – 400022, Maharashtra, India

Tel. No.: 022-42441100 Email: secretarial@asianenergy.com Website: www.asianenergy.com

Statement of Standalone & Consolidated unaudited financial results
for the quarter and nine months ended 31st December, 2025

The Board of Directors of the company at their meeting held on Friday, 13th February, 2026, approved the unaudited financial results of the company for the quarter and nine months ended 31st December, 2025.



The results are available on the stock exchange's websites i.e. www.bseindia.com & www.nseindia.com and on the Company's website viz. www.asianenergy.com. The same can be accessed by scanning the Quick Response (QR) code provided below:




By order of the Board
For Asian Energy Services Limited
Sd/-
Mr. Kapil Garg
Managing Director
(DIN: 01360843)

Place: Mumbai
Date: 13th February, 2026

<div><div><div>HB ESTATE DEVELOPERS LIMITED</div></div></div>							
CIN: L99999HR1994PLC034146							
Registered Office : Plot No. 31, Echelon Institutional Area, Sector 32, Gurugram-122001, Haryana							
Ph. : + 91-124-4675500, Fax No. : + 91-124-4370985							
E-mail : corporate@hbestate.com, Website : www.hbestate.com							
STATEMENT OF UN-AUDITED FINANCIAL RESULTS (STANDALONE AND CONSOLIDATED) FOR THE THIRD QUARTER / NINE MONTHS ENDED 31/12/2025							
(Rs. In Lakhs)							
S. No.	Particulars	Standalone			Consolidated		
		Quarter ended	Corresponding 3 Months ended in the previous year	Nine Months ended	Quarter ended	Corresponding 3 Months ended in the previous year	Nine Months ended
		31/12/2025	31/12/2024	31/12/2025	31/12/2025	31/12/2024	31/12/2025
		Un-audited	Un-audited	Un-audited	Un-audited	Un-audited	Un-audited
1.	Total Income from Operations (net)	3345.68	3141.36	8395.34	3345.68	3141.36	8395.34
2.	Net Profit / (Loss) for the period (before Tax, Exceptional items)	946.40	573.31	1203.76	946.40	573.31	1203.76
3.	Net Profit / (Loss) for the period before tax (after Exceptional items)	946.40	573.31	1203.76	946.40	573.31	1203.76
4.	Net Profit / (Loss) for the period after tax (after Exceptional items)	650.49	481.55	815.66	650.49	481.55	815.66
5.	Total Comprehensive Income for the period [Comprising Profit/ (Loss) for the period (after tax) and other Comprehensive Income (after tax)]	649.94	480.20	813.99	649.94	480.20	813.99
6.	Equity Share Capital	2323.37	1973.37	2323.37	2323.37	1973.37	2323.37
7.	Reserves (excluding Revaluation Reserve as shown in the Balance Sheet of previous year)	NA	NA	NA	NA	NA	NA
8.	Earnings Per Share (of Rs. 10/- each) (for continuing and discontinued operations)-						
	Basic:	2.98	2.42	3.68	2.98	2.42	3.68
	Diluted:	2.98	2.42	3.68	2.98	2.42	3.68
Notes: (i) The above is an extract of the detailed format of the Third Quarter /Nine Months ended Financial Results filed with the Stock Exchange under Regulation 33 of the SEBI (Listing Obligations and Disclosure Requirements) Regulations, 2015. The full format of the Third Quarter /Nine Months ended Financial Results is available on the website of Stock Exchange, BSE Limited, www.bseindia.com and Company's website, www.hbestate.com . The same can also be accessed by scanning the QR Code provided below. (ii) The aforesaid results were placed before and reviewed by the Audit Committee at its meeting held on 13 February, 2026 and approved by the Board of Directors at its meeting held on the same date.							
<div><div></div><div>For HB Estate Developers Limited Sd/- LALIT BHASIN (Chairman) DIN: 00002114</div></div>							
Place : Gurugram Date : 13/02/2026							

<div><div><div>Ipca Laboratories Limited</div></div></div>							
Regd. Office : 48, Kandivli Industrial Estate, Kandivli (W), Mumbai 400 067 CIN : L24239MH1949PLC007837 Tel: +91 22 6647 4444, E-mail : investors@ipca.com Website : www.ipca.com							
EXTRACT OF UNAUDITED CONSOLIDATED FINANCIAL RESULTS FOR THE QUARTER AND NINE MONTHS ENDED DECEMBER 31, 2025 (₹ Crores)							
Sr. No.	Particulars	Quarter ended			Nine Months Ended		Year Ended
		Dec 31, 2025 Unaudited	Sept 30, 2025 Unaudited	Dec 31, 2024 Unaudited	Dec 31, 2025 Unaudited	Dec 31, 2024 Unaudited	March 31, 2025 Audited
1	Total Income from operations	2,392.50	2,556.50	2,245.37	7,257.85	6,692.90	8,939.59
2	Net Profit / (Loss) for the period (before Tax, Exceptional and/or Extraordinary items)	428.33	449.84	367.92	1,208.68	1,003.14	1,336.19
3	Net Profit / (Loss) for the period before tax (after Exceptional and/or Extraordinary items)	445.98	391.58	367.92	1,168.07	1,003.14	1,131.14
4	Net Profit / (Loss) for the period after tax, after Exceptional and/or Extraordinary items, share of profit / (loss) of associates and joint venture and non-controlling interests	326.27	282.57	248.14	842.05	669.86	737.68
5	Total Comprehensive Income for the period [Comprising Profit / (Loss) for the period (after tax) and Other Comprehensive Income (after tax)]	363.07	291.61	263.72	892.52	704.11	760.69
6	Equity Share Capital	25.37	25.37	25.37	25.37	25.37	25.37
7	Other Equity (excluding revaluation reserve)	-	-	-	-	-	6,923.08
8	Earnings per share of ₹ 1/- each (not annualised):						
	Basic / Diluted (Before exceptional items) (₹)	12.09	12.35	9.78	33.63	26.40	35.14
	Basic / Diluted (After exceptional items) (₹)	12.86	11.14	9.78	33.19	26.40	29.08
Notes :							
1 The above is an extract of the detailed format of the Unaudited Consolidated Financial Results for the quarter and nine months ended on December 31, 2025 filed with the Stock Exchanges under Regulation 33 of the SEBI (Listing Obligations and Disclosure Requirements) Regulations, 2015.The full format of these Financial Results are available on the Stock Exchange websites (www.bseindia.com and www.nseindia.com) and on the website of the Company (www.ipca.com).							
2 Additional information on Unaudited Standalone Financial Results is as follows: (₹ Crores)							
Sr. No.	Particulars	Quarter ended			Nine Months Ended		Year Ended
		Dec 31, 2025 Unaudited	Sept 30, 2025 Unaudited	Dec 31, 2024 Unaudited	Dec 31, 2025 Unaudited	Dec 31, 2024 Unaudited	March 31, 2025 Audited
1	Total Income from operations	1,845.18	1,930.32	1,662.68	5,522.40	5,039.48	6,677.92
2	Profit before Tax	417.22	408.31	355.52	1,182.28	982.62	999.77
3	Profit/(Loss) after Tax	303.45	304.74	267.56	870.23	715.81	650.76
3 The above results, as reviewed by the Audit Committee, were approved and taken on record by the Board of Directors at their meeting held on February 13, 2026. The Statutory auditors of the Company have carried out Limited Review of these financial results and have issued unmodified report thereon.							
<div><div></div><div>By Order of the Board For Ipca Laboratories Limited Premchand Godha Executive Chairman (DIN 00012691)</div></div>							
Place : Mumbai, Date : February 13, 2026							

EPL LIMITED						
CIN: L74950MH1982PLC028947						
Registered Office: P.O. Vasind, Taluka Shahapur, District Thane 421604, Maharashtra						
Tel: +91 9673333971						
Corporate Office: Top Floor, Times Tower, Kamala City, Senapati Bapat Marg,						
Lower Parel, Mumbai 400013.						
Tel: +91 22 2481 9000/9200 Email: complianceofficer@epglobal.com Website: www.epglobal.com						
EXTRACT OF UNAUDITED CONSOLIDATED FINANCIAL RESULTS FOR THE QUARTER AND NINE MONTHS ENDED DECEMBER 31, 2025						
(₹ in Million, except per share data)						
Sr. No.	Particulars	Quarter ended	Quarter ended	Nine months ended	Year ended	
		Dec 31, 2025	Dec 31, 2024	Dec 31, 2025	Mar 31, 2025	
		Unaudited	Unaudited	Unaudited	Audited	
1	Revenue from operations	11,488	10,143	34,626	42,133	
2	Net Profit before tax and exceptional items	1,188	1,005	3,770	4,251	
3	Net Profit before tax after exceptional items	1,068	1,005	3,650	4,215	
4	Net Profit after tax (after exceptional items) attributable to the owners of the Company	817	935	2,860	3,590	
5	Total comprehensive income attributable to the owners of the Company	1,178	611	4,546	3,915	
6	Equity share capital (Face Value Rs 2/- each)	641	638	641	639	
7	Reserves (excluding Revaluation reserves)	-	-	-	22,909	
8	Earnings per share (EPS) (in Rs.) ^					
	Basic	2.55	2.93	8.94	11.27	
	Diluted	2.55	2.92	8.92	11.23	
	(^ Quarterly figures are not annualised)					
9	Debt Service Coverage Ratio (in times)	3.27	3.38	1.67	1.77	
10	Interest Service Coverage Ratio (in times)	4.71	4.67	5.27	4.70	

EXTRACT OF UNAUDITED STANDALONE FINANCIAL RESULTS FOR THE QUARTER AND NINE MONTHS ENDED DECEMBER 31, 2025					(₹ in Million, except per share data)	
Sr. No.	Particulars	Quarter ended	Quarter ended	Nine months ended	Year ended	
		Dec 31, 2025	Dec 31, 2024	Dec 31, 2025	Mar 31, 2025	
		Unaudited	Unaudited	Unaudited	Audited	
1	Revenue from operations	3,468	3,190	10,298	13,230	
2	Net Profit before tax and exceptional items	1,202	493	2,623	2,280	
3	Net Profit before tax after exceptional items	1,149	493	2,570	2,280	
4	Net Profit after tax for the period (after exceptional items)	1,264	441	2,521	2,099	
5	Total comprehensive income for the period	1,260	444	2,513	2,089	
6	Equity share capital (Face Value Rs 2/- each)	641	638	641	639	
7	Reserves (excluding Revaluation reserves)	-	-	-	9,642	
8	Net Worth	10,941	9,104	10,941	9,883	
9	Securities Premium Account	2,121	1,717	2,121	1,940	
10	Debt Equity Ratio	0.40	0.33	0.40	0.23	
11	Earnings per share (EPS) (in Rs.) ^					
	Basic	3.95	1.38	7.88	6.59	
	Diluted	3.94	1.38	7.86	6.57	
	(^ Quarterly figures are not annualised)					
12	Debt Service Coverage Ratio (in times)	6.44	4.05	4.70	4.38	
13	Interest Service Coverage Ratio (in times)	12.97	8.36	12.22	10.58	

NOTES:

1 The above Unaudited Financial Results of EPL Limited ("Company") have been reviewed by the Audit Committee and approved by the Board of Directors of the Company at their respective meetings held on February 13, 2026.

2 The above is an extract of the detailed format of the Unaudited Financial Results for the quarter and nine months ended December 31, 2025 filed with stock exchange pursuant to Regulation 33 and Regulation 52 of the SEBI (Listing Obligations and Disclosure Requirements) Regulations, 2015 (as amended).

3 The full format of the Unaudited Standalone and Consolidated Financial Results for the quarter and nine months ended December 31, 2025 are available on the Stock Exchange websites i.e. www.bseindia.com and www.nseindia.com and on the Company's website i.e. www.epglobal.com and can also be accessed by scanning the QR code.

Place: Mumbai


Date : February 13, 2026

For EPL Limited

Hemant Bakshi

Managing Director & Global Chief Executive Officer


DIN: 02362738



Great Place To Work

Certified

AUG 2024 - AUG 2025




ecovadis

Top 1%

Sustainability Rating

AUG 2025




LEADING THE PACK

Sustainability

PACKAGING SOLUTION

Tube • Sustainable • For Your Brand

www.epglobal.com



Beauty & Cosmetic

Pharma & Health


Oral Care

Home Care

Food & Nutrition

<

जाहीर सूचना	
सर्वसामान्य जनतेस या अन्वये कळविण्यात येते की, आमचे अंशिल, सदनिष्ठा क्र. १५०३ खरेदी करण्याचा मानस बाळगून आहोत. सदर सदनिष्तेचे कार्पेट क्षेत्रफळ २,३१५ चौरस फूट असून त्यासोबत उपयुक्तता क्षेत्रफळ अंदाजे १,७२१ चौरस फूट कार्पेट क्षेत्र असून एकूण एकत्रित ४,११६ चौरस फूट क्षेत्रफळ, १५ वा मजला (म्हणजे ११ वा वस्तीगोप्य मजला), “८१ अरिष्टर” (पूर्वी “एलई-८८” म्हणून ओळखले जाणारे) इमारत तसेच “८१ ऑरिएट को-अपरेटिव्ह हाऊसिंग सोसायटी लिमिटेड” या संस्थेमध्ये स्थित, सिटी सन्हे क्र. ए-७९१ (भाग), गाव वाठे, तालुका अंधेरी, नोंदणी जिल्हा व महसूल जिल्हा मुंबई शहर व मुंबई उपनगर येथे असलेला (“सदर प्लॉट”) श्री. श्रेयन्स जरावंतलाल शाह यांच्याकडून घेवारी करण्याचा त्यांचा मानस आहे. सदर सदनिष्ठा किंवा त्याच्या कोणत्याही भागाबाबत विक्री, विक्रीकरार, हस्तांतरण, वहन, भाडेपट्टा, उपभाडेपट्टा, परवाना, उपपरवाना, तारणाधिकार, गार, महण, हक्कात्र ठेवून गहाण, हमी, बोजा, निश्चल हक्क, वारसा, देखभाल, उपभोग हक्क, मार्गाधिकार, भेट, प्रलंबित वाद, देवाणघेवाण, समभाग, भागीदारी, व्यक्तीची संघटना, लाभार्थी हक्क, नावा, मुक्ता, त्याग, विभाजन, करार, पाव आंफ अटींनी, वसीयत, वारसा हक्कात्र, कौटुंबिक करार किंवा लडजोड, एफएसआय, भाडेकरार, विकास हक्क, विकास व्यवस्थापन करार, बांधकाम करार, सेवा करार, लडजोड/व्यवस्था, ताबा, वाटप, सामंजस्य करार, पर्याय करार, आरक्षण, कोणत्याही न्यायालय, वैधानिक किंवा न्यायनिर्णायक प्राधिकरणाचा आदेश किंवा डिक्ती अथवा इतर कोणत्याही प्रकारे धेत किंवा अप्रत्यक्ष दावा/मार्गाणी/हरकर (“दावे”) असलेल्या कोणत्याही व्यक्ती, बँक, वित्तीय संस्था किंवा घटकानी, त्यासंबंधी लेखी स्वरूपात माहिती येतसं एस. सी. लीगलस, २०७, अग्रवाल सदन, दुसरा मजला, अहिल्याबाई चौक, कल्याण (पश्चिम) ४२१३०१ येथे तसेच mail@sclegals.in या ईमेलवर (श्री. चेतन डी. अग्रवाल यांच्या निदर्शनास) आवश्यक कागदपत्रांच्या प्रतिसह, प्रसिद्धीच्या तारखेपासून १४ (चौदा) दिवसांच्या आत कळवावी. निरिष्ट कालावधीत अशी कोणतीही माहिती प्राप्त झाली नाही, तर कोणतेही दावे अस्तित्वात नाहीत; असे गृहित धरले जाईल आणि जरी कायद्याने अथवा अन्य प्रकारे असे यावे अस्तित्वात असले तरी संबंधित दावेदारांने ते दावे सोडून दिलेले आणि/किंवा त्यावरील हक्काचा त्याग केलेला समजण्यात येईल आणि ते आमच्या अंशिलावर बंधनकारक राहणार नाहीत.	
आपला विश्वासू, मेसर्स एस. सी. लीगलस साठी अॅड. सी. डी. अग्रवाल भागीदार	
ठिकाण: कल्याण दिनांक: १४.०२.२०२६	



इप्का लॅबोरेटरीज लिमिटेड

नोंद. कार्यालय : ४८, कांदिवली इंडस्ट्रीयल इस्टेट, कांदिवली (प), मुंबई-४०० ०६७.

सीआयएन : एल२४२३१एमएच११४९पीएलसी००७८३७,

दूर.: +९१ २२ ६६४७ ४४४४ ईमेल : investors@ipca.com, वेबसाईट : www.ipca.com

३१ डिसेंबर, २०२५ रोजी संपलेली तिमाही आणि नऊ महिन्यांसाठी अलेखापरिश्चित एकत्रित वित्तीय निष्कर्षांचा उतारा

(रु. कोटीत)

अ. क्र.	तपशील	संपलेली तिमाही			संपलेले नऊ महिने		संपलेले वर्ष
		३१ डिसें, २०२५	३० सप्टें, २०२५	३१ डिसें, २०२४	३१ डिसें, २०२५	३१ डिसें, २०२४	३१ मार्च, २०२५
		अलेखापरीक्षित	अलेखापरीक्षित	अलेखापरीक्षित	अलेखापरीक्षित	अलेखापरीक्षित	लेखापरीक्षित
१	प्रवर्तनातून एकूण उत्पन्न	२,३९२.५०	२,५५६.५०	२,२४५.३७	७,२५७.८५	६,६९२.९०	८,९३९.५९
२	कालावधीसाठी निव्वळ नफा/(तोटा) (कर, अपवादात्मक आणि/किंवा अनन्यसाधारण बाबींपूर्वी)	४२८.३३	४४९.८४	३६७.९२	१,२०८.६८	१,००३.१४	१,३३६.१९
३	कालावधीसाठी करपूर्व निव्वळ नफा/(तोटा) (अपवादात्मक आणि/ किंवा अनन्यसाधारण बाबींनंतर)	४४५.९८	३९१.५८	३६७.९२	१,१६८.०७	१,००३.१४	१,१३१.१४
४	कालावधीसाठी करोत्तर अपवादात्मक आणि/किंवा अनन्यसाधारण बाबी, सहयोगी आणि संयुक्त उपक्रम आणि अनियंत्रक हितसंबंधाच्या नफा/(तोटा) च्या वाटा यानंतर निव्वळ नफा/(तोटा)	३२६.२७	२८२.५७	२४८.१४	८४२.०५	६६९.८६	७३७.६८
५	कालावधीसाठी एकूण सर्वसमावेशक उत्पन्न (कालावधीसाठी नफा/(तोटा) (करोत्तर) आणि इतर सर्वसमावेशक उत्पन्न (करोत्तर) धरून)	३६३.०७	२९१.६१	२६३.७२	८९२.५२	७०४.११	७६०.६९
६	समभाग भांडवल	२५.३७	२५.३७	२५.३७	२५.३७	२५.३७	२५.३७
७	इतर इक्विटी (पुनर्मुल्यांकित राखीव वगळून)	-	-	-	-	-	६,९२३.०८
८	प्रत्येकी रु. १/- प्रति समभाग प्रामा (अवार्षिक):						
	मूलभूत/सौम्यिकृत (अपवादात्मक बाबींपूर्वी) (रु.)	१२.०९	१२.३५	९.७८	३३.६३	२६.४०	३५.१४
	मूलभूत/सौम्यिकृत (अपवादात्मक बाबींनंतर) (रु.)	१२.८६	११.१४	९.७८	३३.१९	२६.४०	२९.०८

टिपा:

१. वरील माहिती म्हणजे सेबी (लिस्टिंग ऑब्लिगेशन्स अँड डिस्क्लोजर रिक्वायर्मेंट्स) रेग्युलेशन्स, २०१५ च्या रेग्युलेशन ३३ अंतर्गत स्टॉक एक्सचेंजेसकडे सादर केलेल्या ३१ डिसेंबर, २०२५ रोजी संपलेली तिमाही आणि नऊ महिन्यांसाठी अलेखापरिश्चित एकत्रित वित्तीय निष्कर्षांच्या तपशीलवार विवरणाचा एक उतारा आहे. ह्या वित्तीय निष्कर्षांचे संपूर्ण विवरण स्टॉक एक्सचेंजच्या वेबसाईट्स (www.bseindia.com आणि www.nseindia.com) तसेच कंपनीची वेबसाईट (www.ipca.com) वर उपलब्ध आहे.

२. लेखापरिश्चित अलिप्त वित्तीय निष्कर्षांवरील अतिरिक्त माहिती खाली प्रमाणे :


(रु. कोटीत)

अ. क्र.	तपशील	संपलेली तिमाही			संपलेले नऊ महिने		संपलेले वर्ष
		३१ डिसें, २०२५	३० सप्टें, २०२५	३१ डिसें, २०२४	३१ डिसें, २०२५	३१ डिसें, २०२४	३१ मार्च, २०२५
		अलेखापरीक्षित	अलेखापरीक्षित	अलेखापरीक्षित	अलेखापरीक्षित	अलेखापरीक्षित	लेखापरीक्षित
१	प्रवर्तनातून एकूण उत्पन्न	१,८४५.१८	१,९३०.३२	१,६६२.६८	५,५२२.४०	५,०३९.४८	६,६७७.९२
२	करपूर्व नफा	४१७.२२	४०८.३१	३५५.५२	१,१८२.२८	९८२.६२	९९९.७७
३	करोत्तर नफा	३०३.४५	३०४.७४	२६७.५६	८७०.२३	७१५.८१	६५०.७६

३. वरील निष्कर्षांना १३ फेब्रुवारी, २०२६ रोजी झालेल्या त्यांच्या बैठकीत लेखापरीक्षण समितीने पुनर्विलोकित केले व संचालक मंडळाने मंजूर करून अभिलिखित केले. कंपनीच्या वैधानिक लेखापरीक्षकांनी ह्या वित्तीय निष्कर्षांचे मर्यादित पुनर्विलोकन केले असून अर्हता न सुचवणारा अहवाल जारी केला जाईल.

ठिकाण : मुंबई

दिनांक : १३ फेब्रुवारी, २०२६




संचालक मंडळाच्या आदेशावरून



इप्का लॅबोरेटरीज लिमिटेड साठी

प्रेमचंद गोधा

कार्यकारी अध्यक्ष

(डीआयएन: ०००१२६९१)

		NCDEX					Project to Solid Exchange				
NATIONAL COMMODITY & DERIVATIVES EXCHANGE LIMITED											
CIN: U51909MH2003PLC140116											
Registered Office : First Floor, Akurdi Corporate Park, Near G. E. Garden, L. B. S. Road, Kanjurmarg (West), Mumbai 400 078											
Tel. (+91-22) 6640 6789 • Fax (+91-22) 6640 6899 • Website: www.ncdex.com Email: askus@ncdex.com											
Extract of Unaudited Standalone and Consolidated Financial Results for the Quarter and Nine months ended December 31, 2025											
(Rs. In lakhs)											
Sl No	Particulars	Standalone			Consolidated						
		Quarter ended 31.12.2025 (Unaudited)	Quarter ended 31.12.2024 (Unaudited)	Nine months ended 31.12.2025 (Unaudited)	Quarter ended 31.12.2025 (Unaudited)	Quarter ended 31.12.2024 (Unaudited)	Nine months ended 31.12.2025 (Unaudited)				
1.	Total Income from Operations	2,446	1,025	5,061	4,661	3,047	10,824				
2.	Net profit/ (Loss) for the period (before Tax, Exceptional and/or Extraordinary items#)	(900)	(1,657)	(3,988)	(816)	(1,710)	(4,595)				
3.	Net profit/ (Loss) for the period before Tax (after Exceptional and/or Extraordinary items#)	(1,106)	(1,657)	(4,022)	(1,142)	(1,710)	(4,921)				
4.	Net profit/ (Loss) for the period after Tax (after Exceptional and/or Extraordinary items#)	(850)	(1,237)	(3,020)	(841)	(1,188)	(3,643)				
5.	Total Comprehensive Income for the period [Comprising Profit/(Loss) for the period (after tax) and other Comprehensive Income (after tax)]	(87)	(1,239)	721	(67)	(1,216)	40				
6.	Equity Share Capital	8,969	5,068	8,969	8,969	5,068	8,969				
7.	Reserves (excluding Revaluation Reserve) as shown in Audited Balance Sheet of the previous year*	-	-	-	-	-	-				
8.	Earnings Per Share (FV ₹ 10 each) (for continuing and discontinued operations)										
	1. Basic (₹) : (Not annualised)	(0.98)	(2.44)	(4.80)	(0.89)	(2.29)	(5.58)				
	2. Diluted (₹) : (Not annualised)	(0.98)	(2.44)	(4.80)	(0.89)	(2.29)	(5.58)				
* Reserve as on 31st March, 2025 was Rs. 56,526 lakh (Standalone) and Rs. 67,721 lakh (Consolidated)											
Notes:											
1. The above is an extract of the detailed format of Standalone and Consolidated Financial Results vide Regulation 33 of the SEBI (Listing Obligations and Disclosure Requirements) Regulations, 2015. The full format of the Standalone and Consolidated Financials are available on our website www.ncdex.com											
2. The above Standalone and Consolidated Financial Results have been reviewed by the Audit Committee in its meeting held on February 12, 2026 and approved by the Board of Directors in their meeting held on February 13, 2026.											
3. # (i) In standalone financial statements, during the nine months ended December 31, 2025, the Exchange has received excess contribution from core SGF (post tax liability of Core SGF) of Rs. 172 lakh (Previous year Rs. 135 lakh for the nine months ended December 31, 2025) from its subsidiary company National Commodity Clearing Limited (NCCL) and the same is credited to the statement of profit and loss and shown as an Exceptional income. (ii) The Central Government has notified the Code on Wages, 2019, the Code on Social Security, 2020, the Industrial Relations Code, 2020, and the Occupational Safety, Health and Working Conditions Code, 2020 (collectively referred to as the “New Labour Codes”) effective from November 21, 2025. The company has assessed the impact of the labour code based on the available information and recognised past service cost on gratuity and leave encashment, amounting to Rs. 206 lakh and Rs. 326 lakh in the standalone financial results and the consolidated financial results respectively. The said past service cost has been recognised as an exceptional expense in the standalone and consolidated financial results for the quarter and nine months ended December 31, 2025. The Company continues to monitor further developments and clarifications relating to the implementation of the labour code.											
4. During the nine months ended December 31, 2025, the Company has allotted 3,90,18,973 equity shares at Rs. 197.34 per share (face value Rs. 10 and share premium Rs. 187.34) for amount aggregating to Rs. 77,000 lakh on a preferential basis / private placement for cash to those identified Investors as approved by the Board and shareholders in their respective meeting.											
Place : Mumbai				For and on behalf of the Board of Directors sd/- Arun Raste Managing Director & Chief Executive Officer DIN - 08561128							
Date : February 13, 2026											

 Regd. Office: Plot No. B- 87, MIDC Area, Ambad, Nashik - 422010. CIN - L32109MH1982PLC028280. Phone: +91 253 2382238/67 Fax: +91 253 2382926 Email ID: secretarial@dmldt.in, Website: www.deltamagnets.com				
STATEMENT OF CONSOLIDATED UN-AUDITED FINANCIAL RESULTS FOR THE QUARTER AND NINE MONTHS ENDED DECEMBER 31, 2025				
(INR in Lakhs unless specified)				
Sr. No.	Particulars	Quarter ended December 31, 2025	Nine months ended December 31, 2025	Quarter ended December 31, 2024
		Un-Audited	Un-Audited	Un-Audited
1	Total Income from Operations	1,553.23	4,338.23	1,499.72
2	Net Profit / (Loss) for the period (before Tax, Exceptional and/or Extraordinary items #)	(86.64)	(189.87)	101.80
3	Net Profit / (Loss) for the period before tax (after Exceptional and/or Extraordinary items #)	(86.64)	(189.87)	101.80
4	Net Profit / (Loss) for the period after tax (after Exceptional and/or Extraordinary items#)	(519.72)	(978.93)	(584.52)
5	Total Comprehensive Income for the period [Comprising Profit/(Loss) for the period (after tax) and Other Comprehensive Income (after tax)]	(524.48)	(992.94)	(592.02)
6	Equity Share Capital	1,085.11	1,085.11	1,085.11
7	Reserves (excluding Revaluation Reserve) as shown in the Audited Balance Sheet of the previous year	-	-	-
8	Earnings Per Share (of INR 10/- each) (for continuing and discontinued operations) -			
	Basic :	(4.79)	(9.02)	(5.39)
	Diluted :	(4.79)	(9.02)	(5.39)
The Financial details on standalone basis are as under :				
(INR in Lakhs unless specified)				
Particulars	Quarter ended December 31, 2025	Nine months ended December 31, 2025	Quarter ended December 31, 2024	
	Un-Audited	Un-Audited	Un-Audited	
Income from Operations	1,553.23	4,338.23	1,499.72	
Profit Before Tax	(1.76)	45.06	104.58	
Profit After Tax	(434.84)	(744.00)	(581.74)	
Note: 1. The above is an extract of the detailed format of Quarterly Financial Results filed with the Stock Exchanges under Regulation 33 of the SEBI (Listing Obligations and Disclosure Requirements) Regulations, 2015. The full format of the Quarterly Financial Results is available on the website of BSE at www.bseindia.com, NSE at www.nseindia.com respectively and on Company's website https://www.deltamagnetsgroup.com/dmi/downloads/Un-audited%20Financial%20Results-%20Q3%2031.12.2025.pdf . The same can be accessed by scanning the QR code provided below. 2. # - Exceptional and/or Extraordinary items adjusted in the Statement of Profit and Loss in accordance with Ind-AS Rules/AS Rules, whichever is applicable				
Place : Mumbai Date : February 12, 2026		 For Delta Manufacturing Limited sd/- Dr. Ram H. Shroff (Managing Director & Executive Vice Chairman) DIN: 00004865		

ACROW INDIA LTD.

Reg. Off: T-27 Software Technology Park, Chikalthana, MIDC, Chhatrapati Sambhajnagar Maharashtra 431001
Phone: +91 7900181470 Email Id: csacrowindialtd@gmail.com; CIN:L46411MH1960PLC011601

STATEMENT OF STANDALONE UNAUDITED FINANCIAL RESULTS
FOR THE QUARTER ENDED ON DECEMBER 31, 2025

(Rupees in Lacs)


Sr. No.	Particulars	Quarter Ended			Nine Month Ended		Year Ended
		31-12-2025 (Unaudited)	30.09. 2025 (Unaudited)	31-12-2024 (Unaudited)	31-12-2025 (Unaudited)	31-12-2024 (Unaudited)	31-03-2025 (Audited)
1	Total income from operations	760.91	215.46	71.21	1,016.23	205.57	574.12
2)	Total expenses	700.87	224.52	27.42	954.42	62.68	457.76
3)	Profit/(Loss) before exceptional items and tax	60.04	(9.06)	43.79	61.80	142.89	116.36
4)	Exceptional items- Prior Period Items	-	-	-	-	-	-
5)	Profit/(Loss) before tax	60.04	(9.06)	43.79	61.80	142.89	116.36
6)	Total tax expenses	15.12	(0.66)	3.26	16.49	203.70	204.45
7)	Net Profit/(Loss) for the period/year	44.92	(8.40)	40.53	45.31	(60.81)	(88.08)
8)	Total other comprehensive income	-	-	-	-	-	-
9)	Total comprehensive income for the period/year (VII+VIII)	44.92	(8.40)	40.53	45.31	(60.81)	(88.08)
10)	EPS in Rs. (Face Value of Rs.10/- each)*						
	Basic	7.02	(1.31)	6.33	7.08	(9.50)	(13.76)
	Diluted	7.02	(1.31)	6.33	7.08	(9.50)	(13.76)

Notes:

1. The above is an extract of the detailed format of the Unaudited Financial Results for the quarter and and Nine Months ended December 31, 2025 filed with BSE Limited u/r 33 of SEBI (Listing Obligations and Disclosure Requirements) Regulations, 2015. The Full format of the Unaudited Financial Results is available on the Stock Exchange's website (www.bseindia.com) and on the Company's Website (www.acrowindia.com).

2. The above financial results were reviewed by the Audit Committee and taken on record by the Board of Directors at their meeting held on February 12, 2026.

3. You can scan the below QR Code to visit the website of the company to view the Unaudited Financial Results.



For and on behalf of Board of Directors
For ACROW INDIA LTD
Sd/-
Shyam Agrawal
Whole-Time Director
DIN: 02192098

Place: Chhatrapati Sambhajnagar
Date: 12.02.2026