



Ref. No: HSCL / Stock-Ex/2026-27/13
Date: 23/04/2026

E-mail: monika@himadri.com

Ref: Listing Code: 500184 BSE Limited Department of Corporate Services P. J. Towers, 25 th Floor, Dalal Street, Mumbai- 400 001	Ref: Listing Code: HSCL National Stock Exchange of India Ltd Exchange Plaza, C-1, Block-G Bandra Kurla Complex, Bandra (E) Mumbai- 400 051
--	--

Sub: Investor Presentation

In compliance with Regulation 30 read with Schedule III of the SEBI (Listing Obligations and Disclosure Requirements) Regulations, 2015 we are enclosing herewith Investors presentation on the financial results for the quarter and year ended 31 March 2026.

The above information will be made available on the Company's website at www.himadri.com.

We request you to kindly take on record the same.

Thanking You,

Yours faithfully,
For Himadri Speciality Chemical Ltd

Monika Saraswat
Company Secretary & Compliance Officer
ACS: 29322

Encl.: as above



Himadri Reloaded

The Next Chapter

Himadri Speciality Chemical Ltd

Investor Presentation | April 2026

Marked by Innovation, Resilience and a Commitment to Sustainable Growth

Safe Harbor

This presentation and the accompanying slides (the “Presentation”), which have been prepared by Himadri Speciality Chemical Ltd (the “Company”), have been prepared solely for information purposes and do not constitute any offer, recommendation or invitation to purchase or subscribe for any securities and shall not form the basis or be relied on in connection with any contract or binding commitment what so ever. No offering of securities of the Company will be made except by means of a statutory offering document containing detailed information about the Company.

This Presentation has been prepared by the Company based on information and data which the Company considers reliable, but the Company makes no representation or warranty, express or implied, whatsoever and no reliance shall be placed on, the truth, accuracy, completeness, fairness and reasonableness of the contents of this Presentation. This Presentation may not be all inclusive and may not contain all of the information that you may consider material. Any liability in respect of the contents of, or any omission from, this Presentation is expressly excluded.

Certain matters discussed in this Presentation may contain statements regarding the Company’s market opportunity and business prospects that are individually and collectively forward-looking statements. Such forward-looking statements are not guarantees of future performance and are subject to known and unknown risks, uncertainties and assumptions that are difficult to predict. These risks and uncertainties include, but are not limited to, the performance of the Indian economy and of the economies of various international markets, the performance of the industry in India and world-wide, competition, the company’s ability to successfully implement its strategy, the Company’s future levels of growth and expansion, technological implementation, changes and advancements, changes in revenue, income or cash flows, the Company’s market preferences and its exposure to market risks, as well as other risks. The Company’s actual results, levels of activity, performance or achievements could differ materially and adversely from results expressed in or implied by this Presentation. The Company assumes no obligation to update any forward-looking information contained in this Presentation. Any forward-looking statements and projections made by third parties included in this Presentation are not adopted by the Company and the Company is not responsible for such third party statements and projections.

Q4 & FY26 Highlights

Himadri

A woman with dark hair in a ponytail, wearing a futuristic white suit with a grey chest panel, is shown in profile. She is holding a glowing blue sphere with her right hand. The sphere has a bright blue light source inside, creating a lens flare effect. The background is a plain, light blue gradient.

Reloaded

The Next Chapter

FY26 : We delivered what we said



Record EBITDA
Rs. 1,006 Crores



Record PBT
Rs. 1001 Crores



Record PAT
Rs. 755 Crores



Net Cash Company
Cash of Rs. 121 Crores



FY26 Milestones

Growth in Core Business

Commenced commercial operations of 70,000 MTPA Speciality Carbon Black

Birla Tyres commenced and ramping up gradually

Launched retail offering of Naphthalene balls - Durofresh™

The Board has recommended a final dividend of Re 0.80 per equity share of Re 1 each (80% of face value) for FY 2025-26 subject to the approval of shareholders of the company

Strategic roadmap to grow and accelerate towards 2028

FY26

- Growth : Core Business

+

- Trial production in speciality carbon black expansion project

+

- Birla Tyres commencement in Q1FY26 and will gradually ramp-up

+

- Launch of branded retail offering of Naphthalene balls - Durofresh™

ACHIEVED

FY27

- Growth : Core Business

+

- Speciality Carbon Black Expansion full year of operations

+

- Birla Tyres capacity ramp-up in OHT & CV segment

+

- Forward integration to produce – anthraquinone and carbazole to be completed by Q2FY27

+

- Phase 1 commercial plant for LFP Cathode Active Material to be operational in Q3FY27

+

- Ramp up of Naphthalene balls (Durofresh™)

FY28

- Growth : Core Business

+

- Speciality Carbon Black -Full Year Operations

+

- Anthraquinone and Carbazole -Full Year Operations

+

- Birla Tyres production scale up with OHT, CV & PCR

+

- Commercial plant for LFP Cathode Active Material

+

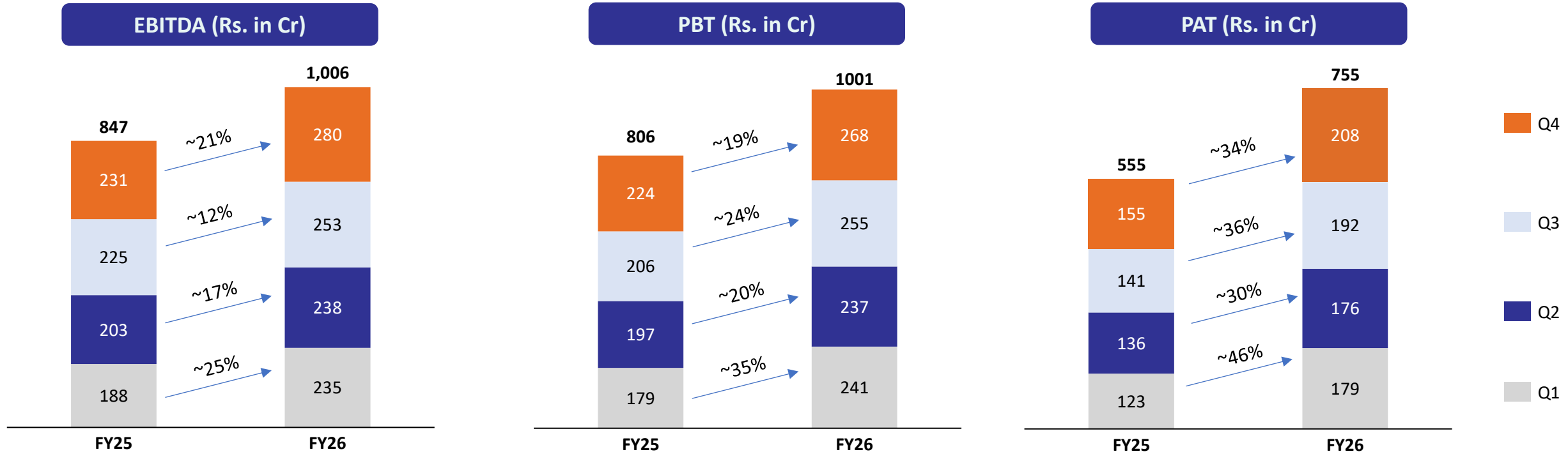
- Naphthalene balls (Durofresh™) – Full operations

Shifting Gears Towards High-Value Growth

Diversification to drive Business Resilience

Significant sustainable growth in profitability over the next 2 years

Record results delivered

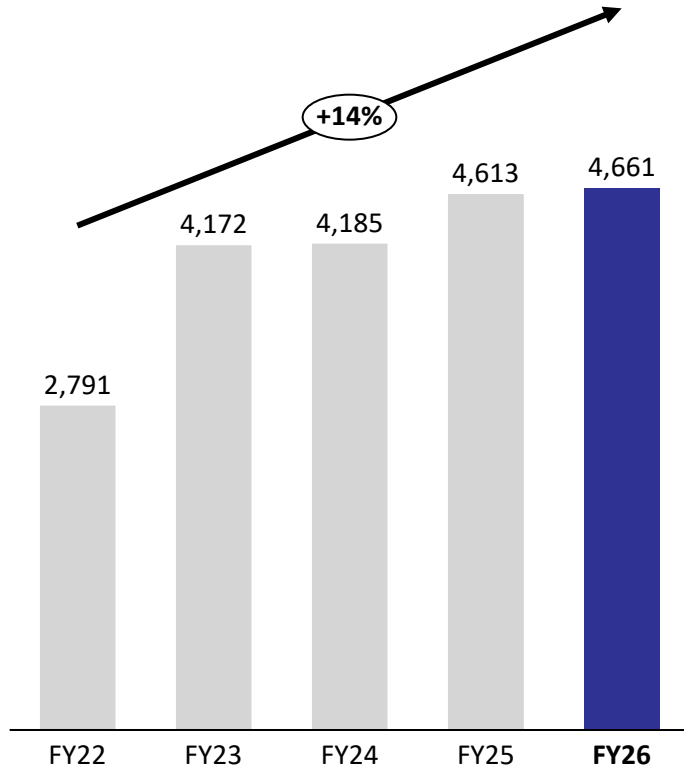


EBITDA, PBT & PAT at all-time highs, reinforcing Himadri's growth trajectory

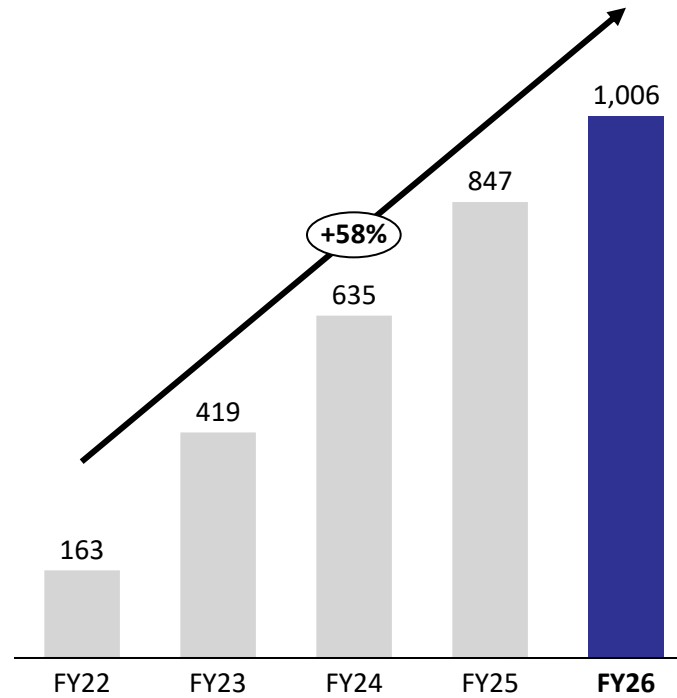
- FY26 Revenue from operation stood at Rs. 4,660.7 Crores
- Q4FY26 Revenue from operations stood at Rs. 1288 Crores, up ~14% from Q4FY25
- Stable volumes combined with higher margins drove strong performance for the year
- Strategic focus on value-added products continues to fuel profitability growth

Sustainable increase in financial performance

Revenue from Operation (Rs. in Cr)

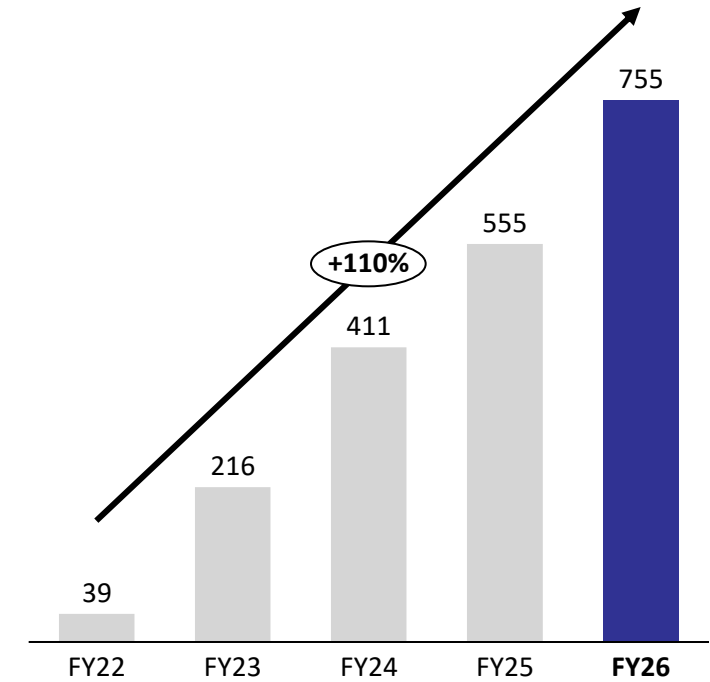


EBITDA (Rs. in Cr)*



* Earnings before interest, tax, depreciation, amortisation, foreign exchange fluctuation gain/ (loss) and other income

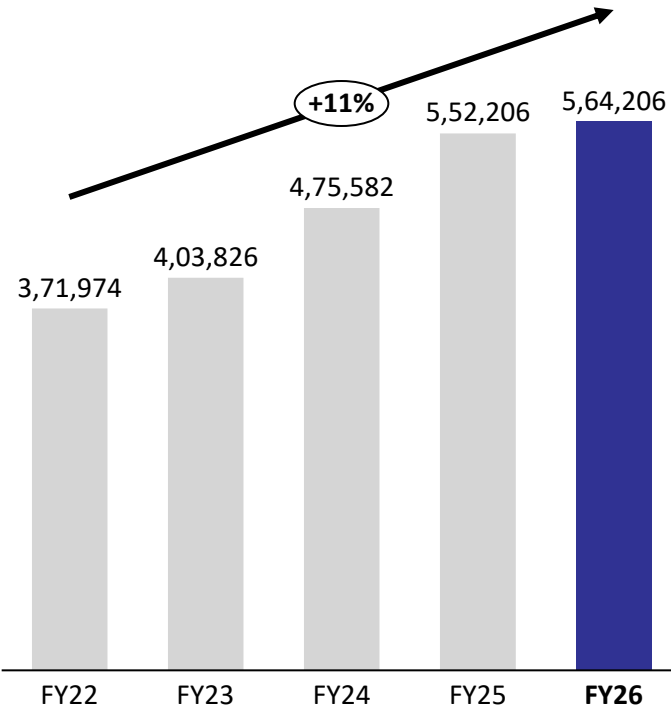
PAT (Rs. in Cr)



On Consolidated Basis

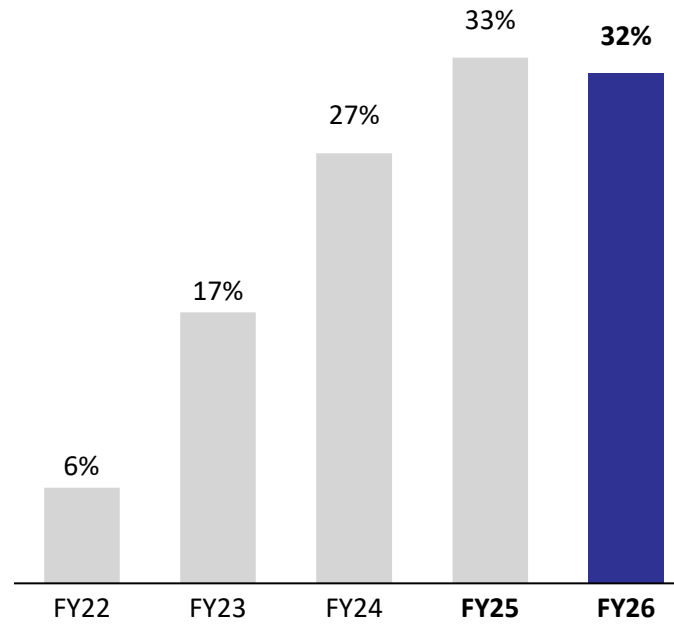
Progressive returns on capital

Sales Volume (MT)*



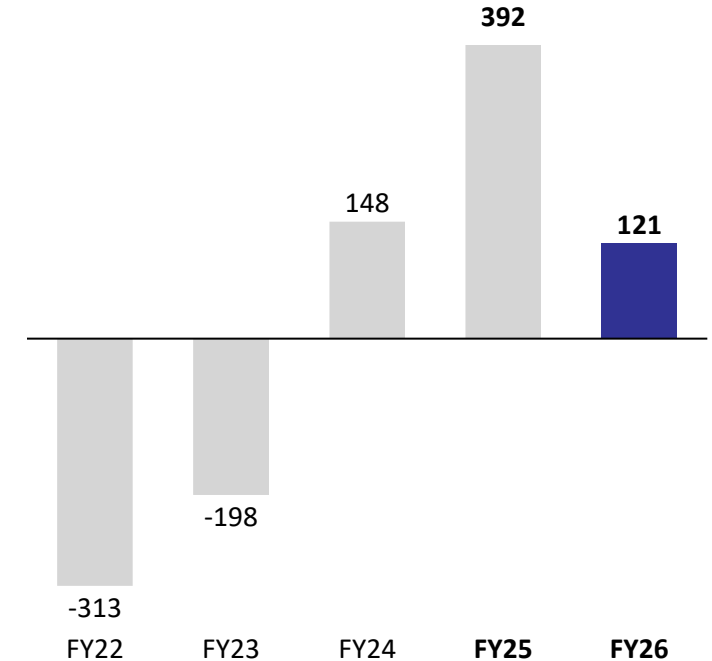
* Sales volume figures are reported on a standalone basis

ROCE (%)**



** Excludes Investment & CWIP

Cash Rich Company (Rs. in Cr)



200 MTPA Anode material facility at Mahistikry – commenced in April 2026


Successfully commenced operations at our first anode material production facility (200 MTPA) at Mahistikry, West Bengal in April 2026.

Built on 10+ years of in-house R&D across the entire anode technology stack; from raw material processing to finished anode material.

Key differentiator: Use of specially engineered, high-purity coal tar pitch, entirely produced in-house by Himadri ensuring superior quality control, consistency, and performance.

Designed to accommodate alternative raw material feeds, ensuring scalability and resilience as the market evolves.

Builds differentiated capabilities across advanced battery materials amid accelerating global demand for EVs and energy storage.



Backward integration with the use of specially engineered pitch produced in-house, combined with proprietary process know-how, enables a fully integrated and self-reliant manufacturing ecosystem across the anode material value chain.

Our Mahistikry plant – crowned the World's largest single location speciality carbon black facility

Commenced commercial operations of **70,000 MTPA Speciality Carbon Black** Line at Mahistikry, West Bengal

Himadri's total carbon black capacity now stands at **250,000 MTPA**, including **130,000 MTPA** of speciality carbon black

Expansion strengthens the speciality portfolio and enhances the ability to serve high-value, performance-driven applications in batteries, plastics, inks, paints, coatings, conductive blacks for wires & cables and other niche segments

Newly commissioned capacity expected to drive revenue growth and strengthen margin profile over the medium and long term



Our CMD & CEO Conferred with “Best CEO Awards 2026 (Chemicals)”



Mr. Anurag Choudhary (CMD & CEO), conferred Business Today India's Best CEO Award 2026 (Chemicals) at BT MindRush 2026 recognizing his leadership in driving Himadri's transformation into a diversified speciality chemicals and advanced materials company.

Company Overview

Himadri

A woman with dark hair in a ponytail, wearing a futuristic white suit, is shown in profile. She is holding a glowing blue sphere in her hand. The background is a soft, light blue gradient.

Reloaded

The Next Chapter

Unlocking new opportunities with focused investments through internal accruals

- Strategy
- Capex
- Operational Commencement
- Expansion

	
Birla Tyres*	Speciality Carbon Black
Turnaround + Gain Market Share	Forward Integration
Rs. 306 Cr	Rs. 220 Cr
Q1FY26	Q3FY26
Acquisition	Brownfield

ACHIEVED



LFP

Pioneer in India

Rs. 1,125 Cr

Phase 1: Q3FY27

Greenfield



Speciality Chemicals

Vertical Integration

Rs. 120 Cr

Q2FY27

Brownfield

Progressing as per scheduled timeline

*Additional Capex will be incurred over next 3 years for upgradation, modernization and full capacity commencement

Each acquisition made with a strategic purpose

Investment in Sicona Battery Technologies

Himadri has invested a total of ~Rs. 138.34 crores in Sicona to date, entitling it to approximately 19%–22% post-conversion equity, subject to the conversion terms of the CCNs under the definitive agreements. Himadri has **two nominee directors** on the Board of Sicona.

Investment in International Battery Company (IBC)

As of date, Himadri acquired a 17.29% stake in International Battery Company, Inc. (IBC), USA, through a mix of stock purchase and subscriptions with a total investment of ~USD 5.43 Mn (approx. Rs. 46.89 crores). Himadri has a **nominee director** on the Board of IBC.

Investment in Invati Creations

Himadri acquired a 40% stake and appointed **two nominee directors** to Invati's board.

Collaborations poised to accelerate the development and deployment of next-generation EVs and Energy storage solutions

Supporting our vision to provide premium Li-ion battery materials and pioneer advancements in the battery materials industry

Strengthens our position to capitalise on the growing demand for high-performance batteries, particularly in electric vehicles and renewable energy storage

R&D innovations for tomorrow's market

Excelling while innovating

Global knowledge bank

Techno-commercial team

World class laboratory

Consistent R&D

An innovative mindset

Process of R&D for product development

1. Conceiving the product based on market trend

2. Bench scale study

3. Pilot production for establishing the process

4. Production

5. Product offering

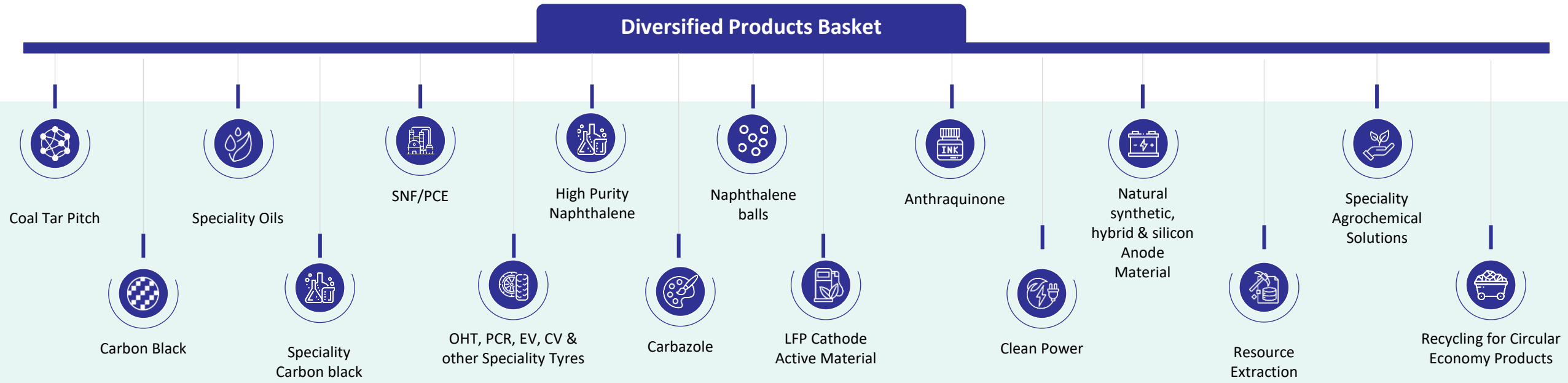
6. Customer feedback

7. Commercialisation

Advanced R&D facilities are accredited by the National Accreditation Board for Testing and Calibration Laboratories (NABL), ensuring the highest standards in research and testing

Supported by a team of global experts, we continuously foster innovation and advance our product offerings to deliver exceptional value

R&D led innovative product portfolio driving growth



Products serving the high growth sunrise sectors



Lithium – Ion Batteries



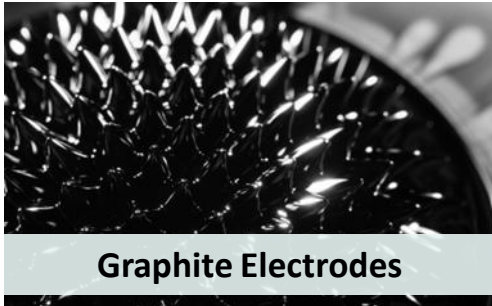
Tyre



Defence



Aluminium



Graphite Electrodes




Paints, Plastic & Fibre



Construction Chemical



Infrastructure



Anti Corrosive Material



Wood Preservative Oils



Power



Specialized Products

Reliability and distinction are catalysts for client retention



Strong client relationships, with long-term agreements

Scale, efficiency and quality represent a competitive advantage that is difficult to replicate

Core Business

Himadri

A woman with dark hair in a ponytail, wearing a futuristic white suit with a grey chest panel, is shown in profile. She is holding a glowing blue sphere with her right hand. The sphere has a bright blue light source inside, creating a lens flare effect. The background is a plain, light blue wall.

Reloaded

The Next Chapter

Marking an exciting new chapter in the growing global market

Himadri's plan to strengthen its footprint in the liquid coal tar pitch export market

Planned to expand its operation in the liquid coal tar pitch market and establish a strong market presence for export of liquid pitch.

Foray into the international liquid coal tar pitch market to serve all key international markets.



Liquid Coal Tar Pitch

Commissioned high temperature liquid coal tar pitch terminal at Haldia and Mangalore port

Levers

- Approvals across major Aluminum players
- Brand recognition in the global market
- Serving customers with our product portfolio across 61 countries
- R&D capabilities
- World class quality

Advancing speciality value chain

Coal Tar Pitch

Positioned among the few global manufacturers of specialized pitches; consistently improved anode lifespan via process optimization.

Speciality Carbon Black


Launched a series of application-specific speciality blacks with superior performance parameters which finds application in fibres, semicon cables, engineering plastics, inks and several other specialised applications

SNF & PCE

Developed application-specific SNF for non-construction segment (agrochemicals, gypsum and latex) and next-generation products in PCE


Battery Material

Coal Tar Pitch is a key ingredient in the production of anode materials for batteries. Developed technology to manufacture critical material for Lithium-ion Batteries and we are one of the few companies globally to have backward integration for this material



New speciality carbon black grades

9 Speciality Black Series with more than 70 Grades



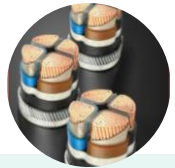
ONYX




COLORX



VIRTEX



ELECTRA



BARONX



JETEX



KLAREX



ENERGEX



TERVION

New Li+ and LB Series of Speciality Blacks launched for Battery Application

New Speciality Carbon Black Grades applications

- Synthetic fibres
- High-performance plastics
- U.S. FDA-compliant applications

Offer excellent Color and UV protection applications

- Pressure pipes
- Plastic films and molding
- Solvent- and water-based coatings
- Industrial decorative paints

Advanced conductive applications

- Batteries
- Conductive polymers
- Coatings
- Rubber and composites

Durofresh™: Unlocking value in B2C naphthalene balls market

Backed by decades of expertise and a strong legacy in naphthalene manufacturing, we possess the technical capability and quality assurance required to excel in consumer-facing markets.

Capture greater value within its existing value chain by directly engaging with end consumers, thus enhancing margins and building brand equity

Market Potential :

- The global naphthalene mothballs market is poised for steady growth, valued at USD 1.5 Bn in 2024 and expected to reach USD 2.1 Bn by 2033, growing at a CAGR of 4.5% from 2026
- The Asia Pacific region, which includes India, is the fastest-growing market, projected to expand at CAGR of 6.5%
- Domestically, the Indian naphthalene market is forecasted to reach USD 232 Mn by 2030, growing at a CAGR of 3.5% from 2024

To seize this opportunity, we have launched “Durofresh™”, a refined naphthalene ball brand engineered to set the benchmark for quality and efficacy



Durofresh™ balls deliver an industry leading 99.5 % purity which makes them completely stain free and significantly boosts vapour strength for faster, longer lasting protection



Leveraging the existing infrastructure and expertise in coal tar derivatives

Expected capex of **Rs. 120 crores**, plant to be commissioned by **Q2FY27**

Setting up facility to extract **high value-added speciality products** namely Anthraquinone & Carbazole from our existing coal tar distillates

First of its kind in India at this scale and aims to eliminate the country's reliance on these chemical imports.

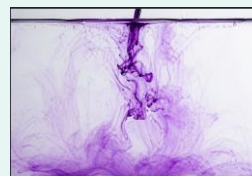
Anthraquinone

- Dye, Paper, Wood Pulp, Hydrogen Peroxide, Agriculture etc.



Carbazole

- Dyes & Pigments, Pharmaceuticals, Electronics, Polymeric Materials, Agrochemicals etc.



Future Plans

Target Market

Target markets : Domestic and global sectors

Forward Integration

Forward integrating from our existing coal tar distillates to unlock value

Enhanced Synergy

New facility will enhance the synergy within our already integrated state-of-the-art complex

Customer Expansion

Leverage our existing customer base in the dyes and pigments market

Advancing into LiB Components

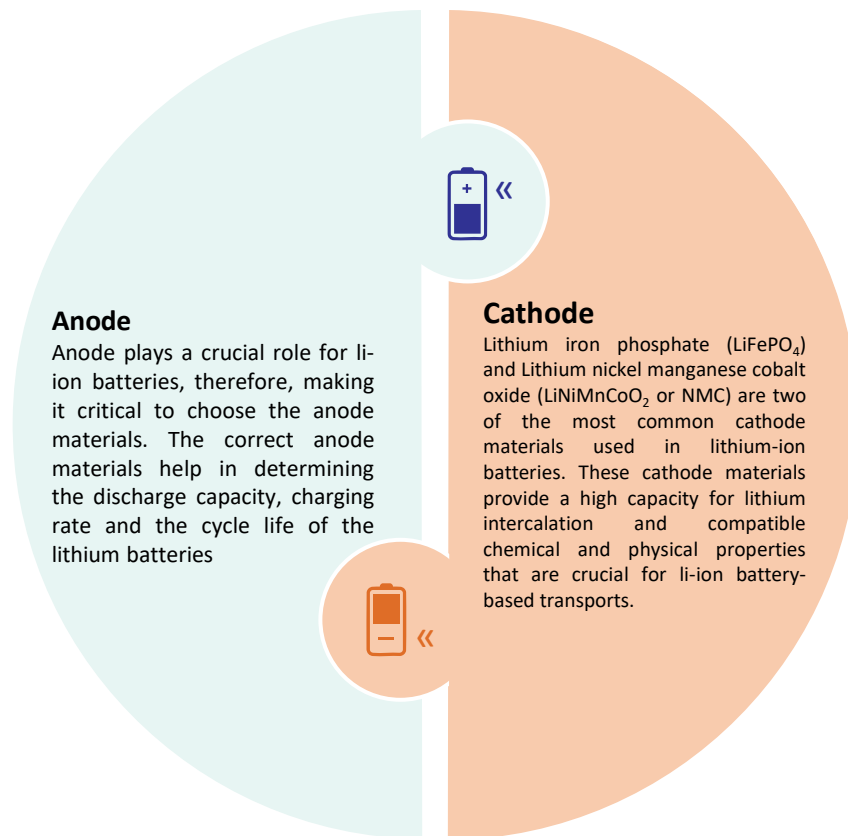
Himadri

A woman with dark hair in a ponytail, wearing a futuristic white suit, is shown in profile. She is holding a glowing blue sphere in her hand. The background is a light blue gradient.

Reloaded

The Next Chapter

Together anode and cathode - represent close to 65% of the total Li-ion cell cost



Our LFP Cathode Active Material Vision

- To produce 200,000 MTPA of Lithium Iron Phosphate (LFP) Cathode Active Material, catering to 100 GWh of Li-ion Battery, in a phased manner over the next 5-6 years
- 1st Commercial plant for LFP Cathode Active Material globally ex-China, for catering to the domestic & international market – a pioneering step towards Atmanirbhar Bharat

Anode Material

- Successfully commenced our first anode material production facility with an initial capacity of 200 MTPA at our Mahistikry plant, West Bengal
- Strong R&D team and execution roadmap for Anode materials
- Coal Tar Pitch (CTP) is a key ingredient in the production of anode materials for these batteries
- Exclusive technology licensing partnership with Sicona that grants Himadri the rights to access, localize and commercialize Sicona's proprietary Silicon-Carbon ($\text{SiCx}^{\text{®}}$) anode technology in India
- Developments in Natural, Synthetic, Hybrid and Silicon Anode Materials for multiple applications
- Ongoing interactions with potential customers for approval process

Demand is surging and migrating toward higher-performance chemistries

Cathode Material Landscape

- **Market Projection** : Cathode Material demand to reach 9.4 Mn tons annually by 2030 for global LiB cell production
- **Domestic Demand** : Expected growth to 311 KT (base scenario) and 499 KT (promising scenario) annually by 2030

Anode Material Landscape

- **Market Projection** : Global Anode sales volume trend is expected to grow to 8 Mn MTPA in 2030 from 2.206 Mn MTPA in 2024 at CAGR of 24%
- The market trend confirms a quantitative pull for advanced anodes; our multi chemistry portfolio is positioned to supply each growth pocket. By coupling legacy expertise in natural and synthetic graphite with Sicona's technology, we can serve both cost driven and performance driven customers.

India is emerging as a strategic and trusted alternative for global battery supply chains

This presents a compelling export opportunity for Indian Cathode Active Material (CAM) and Anode Material producers

With an integrated value chain spanning LFP CAM production and materials R&D, we are uniquely positioned to support global battery manufacturers—and drive the government of India's and Himadri's shared vision of an Atma Nirbhar Bharat forward

Advancing our work with LFP cathode active material

To produce 200,000 MTPA of Lithium Iron Phosphate (LFP) Cathode Active Material, catering to 100 GWh of Li-ion Battery, in phases in 5-6 years

1st Commercial plant for LFP Cathode Active Material globally ex- China, for catering to the domestic & international market – a pioneering step towards Atmanirbhar Bharat

Commercialization milestones

- The Company has decided to remain firmly focused on disciplined capital allocation to drive sustainable returns and maintain a robust ROCE profile.
- Phase I of the LFP cathode active material project is progressing as planned, with the first milestone capacity of 2,000 MTPA targeted for commencement by Q3FY27.
- The balance Phase I capacity will be progressively commissioned over the subsequent 12 months, with FY29 envisaged as the year of full operations.

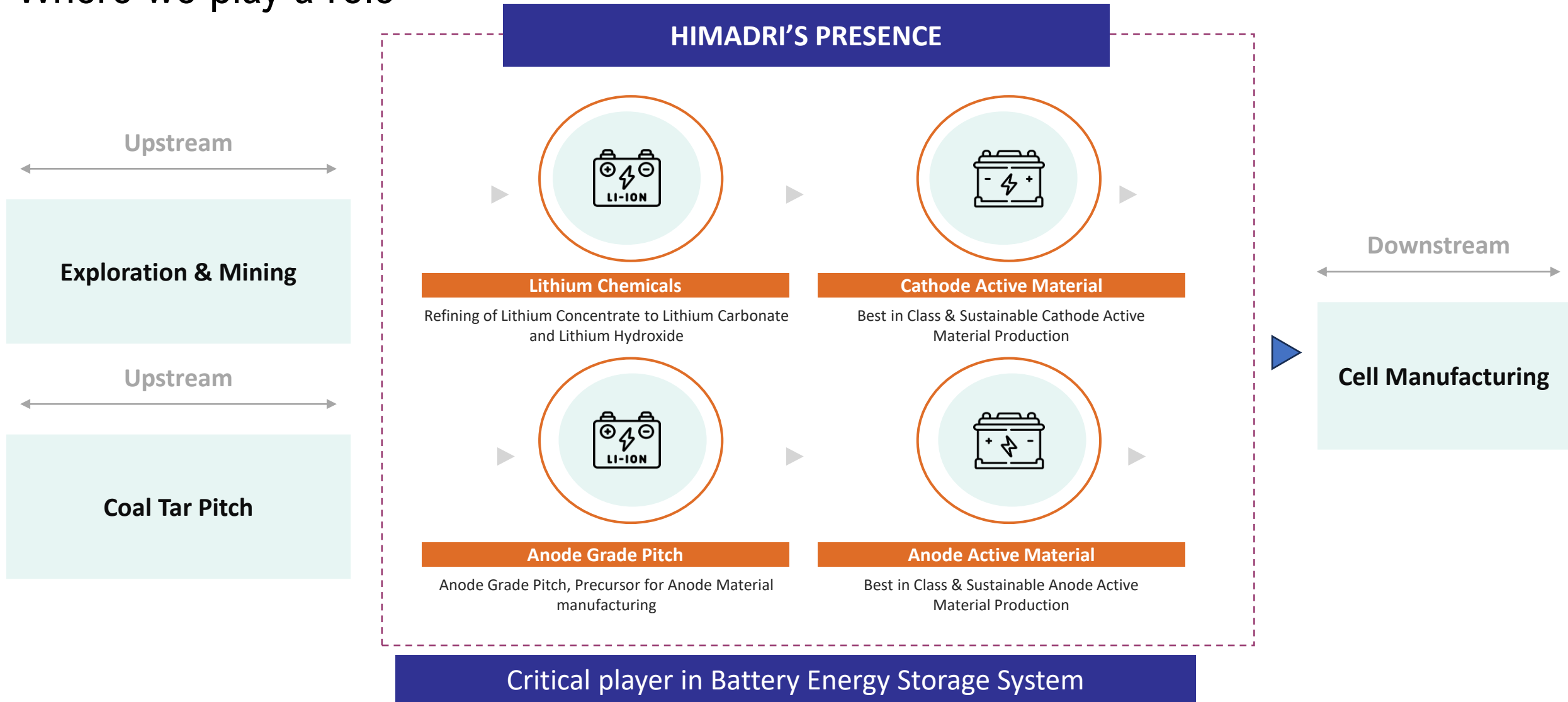
Global-India customer engagement

- Customer engagement have intensified with both Indian and global battery manufacturers.
- The response has been strongly positive reinforcing our belief in LFP's dominance in global EV and ESS space.

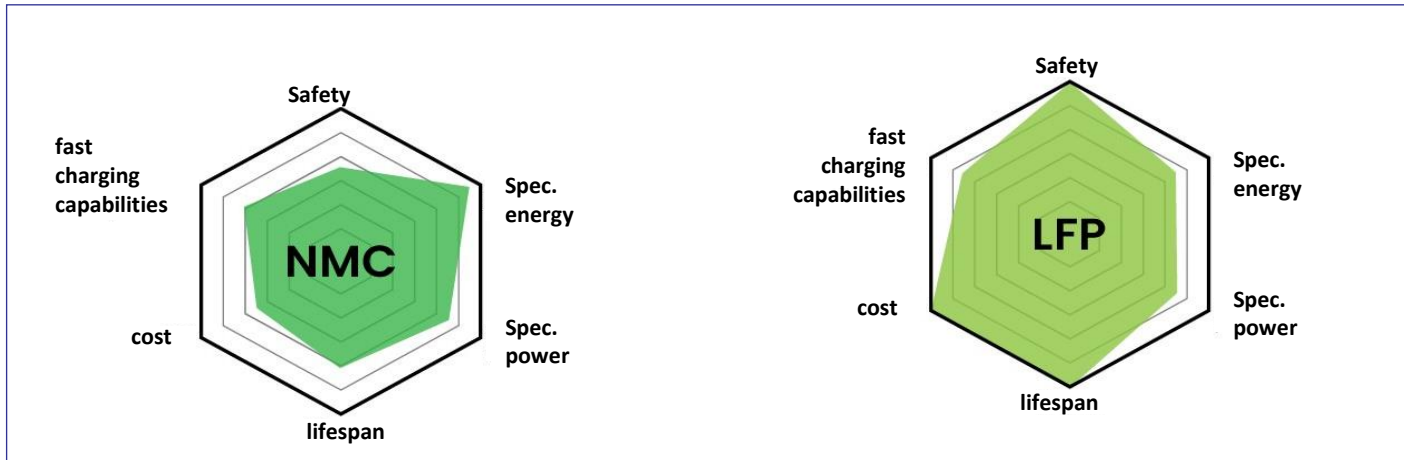
Sustainable supply chain and raw material security

- Actively developing a cost-optimised, environmentally friendly process for producing Li_2CO_3 .
- Strategic interest is being explored in phosphate mines, securing a key raw material for LFP.
- Discussions with lithium miners are ongoing to ensure reliable supply of lithium concentrate.
- These steps collectively support a risk-free and secure supply chain for LFP production.

Where we play a role



Primary cathode active material used now – NMC & LFP



Working of LFP battery

LFP batteries use lithium iron phosphate as the cathode material alongside a graphite electrode with a metallic backing as the anode.

Unlike many cathode materials, LFP has its atoms arranged in a crystalline structure forming a 3D network of lithium ions compared to the 2D slabs from nickel manganese cobalt, helping better electrical conductivity.

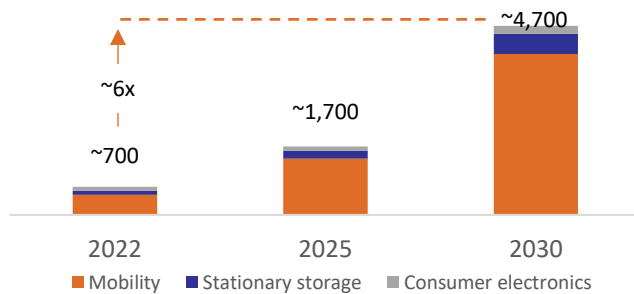
Phosphate in LFP is a non-toxic material compared to cobalt oxide and LFP batteries are capable of delivering constant voltage at a higher charge cycle

NMC and LFP are among the top choices for EVs, offering balanced energy density, power density, safety and overall performance, making them ideal for both EVs and energy storage systems

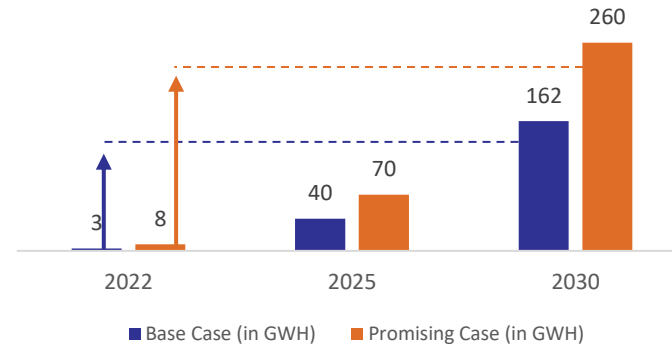
Well poised to cater to global demand for LiB raw materials

LiB Growth Potential

Li-ion battery demand is expected to grow by about 27% annually to reach around 4,700 GWh by 2030.*



India Battery Energy Storage Demand



Himadri is actively positioning itself to cater to a significant portion of the global demand for LiB raw materials

EV penetration in India rose to 7.3% in FY25, up from 6.8% in FY24, indicating a rapid shift toward cleaner mobility

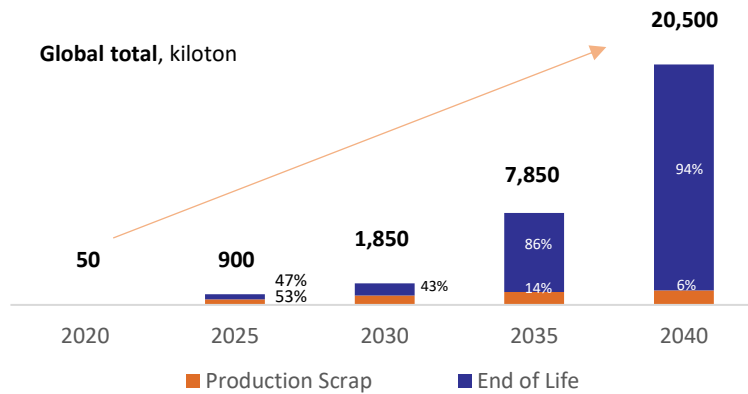
Leading OEMs are launching premium yet accessible EVs, while global majors are finalising their India entry plans

As India marches toward its ambitious goal of achieving 500 GW of renewable energy capacity, stationary energy storage systems (ESS) are poised to become a major demand center

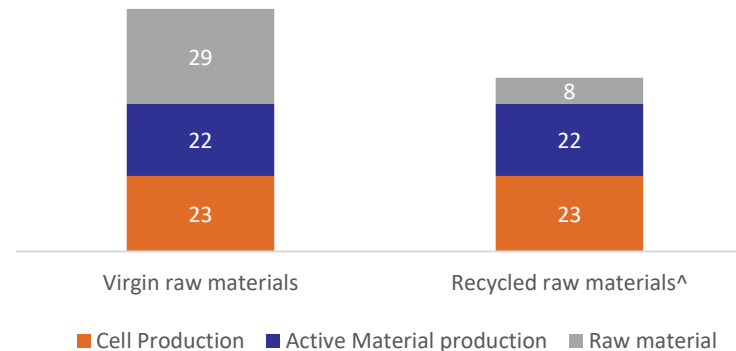
Powering the future through circular energy systems

The Global Availability of EV batteries for recycling is expected to increase 25% YoY till 2040 resulting in a huge volume influx. Himadri is keen to play a significant role in the LiB recycling in India

The global supply of EV batteries for recycling is steadily increasing, driven primarily by production scrap before 2030 & end-of-life batteries after 2030*



Total CO₂e battery cell production emissions from a nickel-based lithium-ion battery with virgin versus recycled materials, kgCO₂e per kWh*



We are the only Indian company selected by the Indo German Science and Technology Centre for a landmark battery recycling initiative, strengthening our circular economy efforts

Lowering the dependency on mined minerals and providing a circular economy structure

Reducing the total CO₂ emission

(* Source: McKinsey Battery Insights, ^ - Assuming mechanical pre-treatment and hydrometallurgical recycling)

Strategic Acquisitions

Himadri

A woman with dark hair in a ponytail, wearing a futuristic white suit with a grey chest panel, is shown in profile. She is holding a glowing blue sphere with her right hand. The sphere has a bright blue light source inside, creating a lens flare effect. The background is a plain, light blue wall.

Reloaded

The Next Chapter

Strategic stake in Sicona Battery Technologies

Exclusive technology licensing partnership with Sicona that grants Himadri the rights to access, localize and commercialize Sicona’s proprietary Silicon-Carbon (SiCx®) anode technology in India

Sicona's Transformative Year: Key Updates and Milestones

- **Pilot Plant Achievements**
 - Further capacity expansion in progress, scheduled for completion in Q2FY27, to cater to increased traction amongst cell manufacturers for different stages of sample approvals.
- **Internal cell build up capacity developed**
 - Enabling collaborative performance evaluation with cell manufacturers of different cell parameters
- **Technology and Know-How Transfer**
 - Sicona is actively working on sharing its technology and know-how with Himadri to allow for production localization and commercialization of SiCx® in India

Innovative Technologies at Sicona: Potential Applications and Global Impact

- **Silicon-Carbon (SiCx®) Anode Materials**
 - Offers over 20% increase in energy density compared to conventional graphite-only cells
 - Reduces charging times by more than 40%
- **Gen3 SiCx® Performance**
 - Demonstrated superior performance metrics, including higher tap density, lower electrode resistance and improved cycle life compared to commercial SiOx materials
- **Gen4 SiCx® developed**
 - High capacity-retention after 100 and 1000 cycles - aligning with the requirements of major global auto makers.

What sets Sicona apart

- **Intellectual Property Portfolio:** Extensive IP portfolio underpins its technological advancements providing a competitive edge in the battery materials
- **Market Positioning:** Cost-effective and scalable manufacturing processes, offering high-performance battery materials without reliance on expensive and hazardous supply chains
- **Commitment to Sustainability:** The product has lower carbon footprint compared to the competing products in the market. This further supports the Goal of reducing greenhouse gas emissions by enhancing the performance and adoption of electric vehicles, aligning with global sustainability objectives

Directors

Himadri has **two nominee directors** on the Board of Sicona

Strategic investment in IBC: Catalyzing global growth

Industry outreach

Collaborating with global giants from South Korea, Japan and USA

New product related developments

Approved Himadri's samples for graphite anodes. Plans to incorporate these in prismatic cells, for use in 2-wheeler market of India. Trials underway for developing cells utilizing Himadri's sample LFP as cathode and Sicon's SiCx[®] as anodes, for EV, grid storage and high-performance drones, electric aviation, defence and AI data center markets respectively. A strong joint product roadmap in place to leverage expertise in cell chemistry and battery material science of IBC and Himadri respectively.

Plant Location

Operates a 50MWh lithium-ion battery cell facility in South Korea, which began production in 2023 and is developing a Gigafactory in Bengaluru, in JV with Mahanagar Gas Limited (MGL, a GAIL subsidiary)

Operation Commencement

India Gigafactory by Q4FY27

Market Focus

B2B fleet, 2- & 3-wheeler OEMs, global battery exports for golf carts and energy storage. Future product roadmap caters to high performance, high value defence use cases, drones and AI data center markets

Director

Himadri has a **nominee director** on the Board of IBC, USA

International Battery Company, Inc (IBC) is a USA silicon valley based full-service lithium-ion cell manufacturing company specializing in the design, development and manufacturing of prismatic form factor cells for niche players in the mobility and energy storage sectors

IBC's AI platform : IBC's proprietary Industrial AI platform, which helps it drive faster innovation and co-development of advanced materials

Partnership is driven by a shared vision of producing LiB materials & innovative technologies

About Invati Creations

Strong focus on engineering Lithium-ion electrode materials for efficient energy storage with higher energy density and longer battery life and using groundbreaking nanotechnology biosciences to provide real-world solutions.

Engages in R&D of various molecules and nanotech solutions, addressing challenges in life-science verticals, designing technology for diverse industries such as agrochemical, animal health and energy storage.

Invati holds multiple patented and patentable technologies for novel molecule inventions spanning various applications, including the pioneering development of the first-ever broad-spectrum antiviral drug molecule.

Why Invati Creations?

Aligns with Himadri's vision of producing high-quality Lithium-ion (Li-ion) battery materials and reinforces its commitment in exploring innovative technologies in the battery material segment

Share of Himadri

40% stake in Invati

Directors

Himadri has **two nominee directors** on the Board of Invati

Birla Tyres

Himadri

Re-loaded

The Next Chapter



Birla Tyres - turnaround opportunity

Link: <https://birlatyre.com/>



The Case for Acquisition

- Strategic fit with the Company's focus on being a lead player across EV value chain

Value Propositions of the Acquisition

- Birla Tyres enduring Legacy
- Turnaround with High Value Opportunities
- Strategic Foray into B2C Tyre Space
- Broadening of Customer base
- Enhanced Geographical Reach

Birla Tyres is proud to unveil the launch of its new brand identity, including a modernized logo and a redesigned corporate website, reflecting the company's renewed direction under its new promoters



Future Plans

Focusing on building a comprehensive product portfolio of speciality tyres to service Off-Highway tyres (OHT), Commercial Vehicles (CV), Agri, Industrial and EV segments

Commissioning our Passenger Car Radial (PCR) tyre unit that will cater to meet the needs of EVs & SUV segment vehicles

Leveraging our expertise in carbon black production to develop tyres for commercial and passenger vehicles under the Birla Tyres brand

Strong Domestic and Global Presence

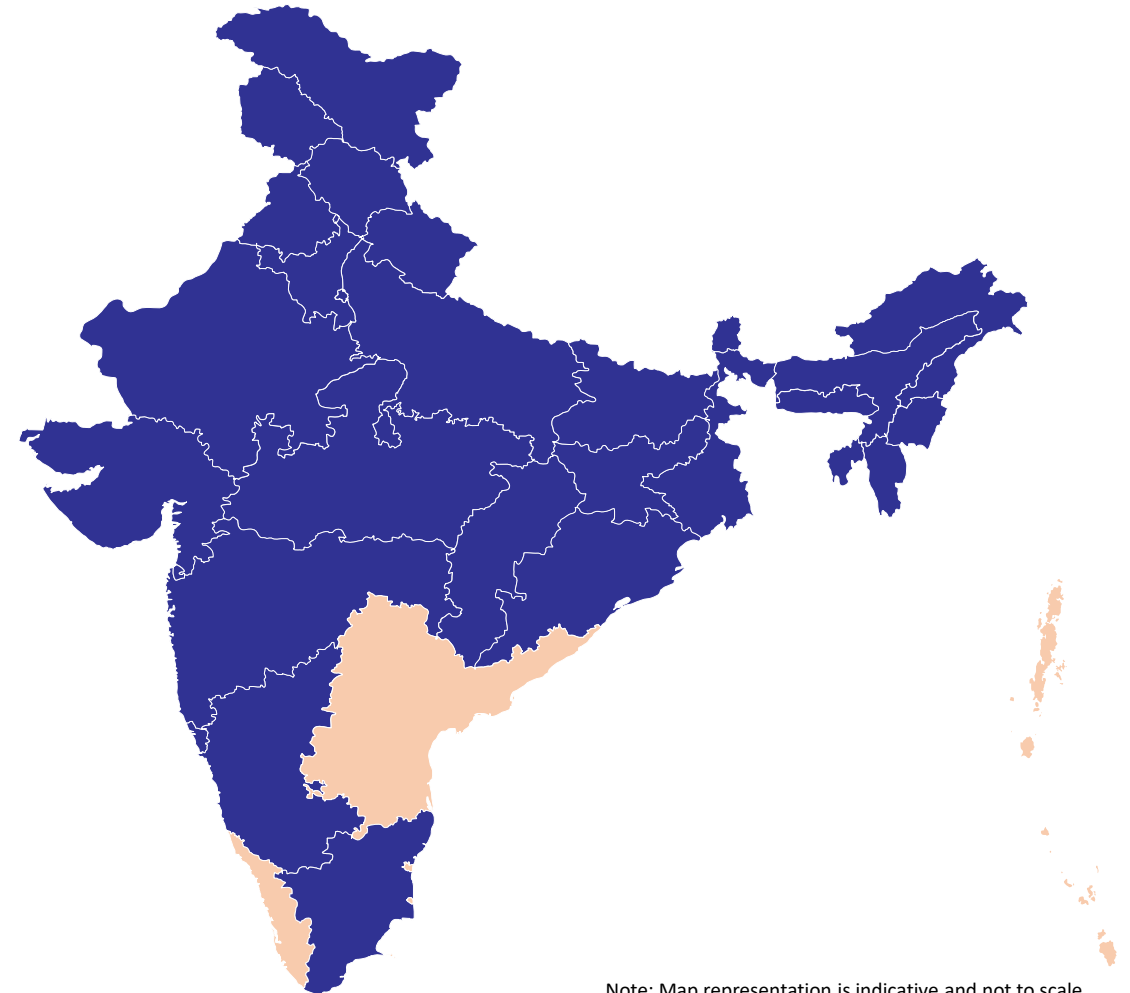
Birla Tyres is building a trusted reputation across India and several key international markets through its consistent focus on quality, reliability and customer satisfaction. Currently we have total 43 Distributors (36 Domestic + 7 Global) & 1000+ Dealers.

Domestic Presence (India)

- Across India, Birla Tyres operates an **extensive distribution and dealer network** that spans major states and regions.
- The company serves a wide spectrum of customers — from truck and bus fleets to farmers, industrial equipment users and off-the-road vehicle owners.
- Its strong product performance, competitive pricing and nationwide service support have made it a preferred brand across highways, towns and rural markets alike.

Global Presence

- Globally, Birla Tyres has expanded its footprint to major regions in **Asia, the Middle East, Africa** and expanding its network to **South-east Asia** and other parts of world.



Classic Strength, Reimagined for Now : A glimpse of our Tyre Portfolio



THE POWER TO WIN

- Strongly bonded casing designed for mining application
- Engineered for extended wear resistance offering more mileage
- Specially designed tread compound for cut & chip resistance
- Radial "Z" block for better performance



KALAPATTHAR
Premium tyre for toughest mining environments

www.birlatyre.com Follow us: [Social Media Icons]



THE POWER TO WIN

- Strongly bonded carcass for mining application
- Cut and chip resistant tread compound
- Asymmetric "Z" block tread pattern with step off for higher grip



KALAPATTHAR+
Premium tyre for toughest mining environments

www.birlatyre.com Follow us: [Social Media Icons]



THE POWER TO WIN

- Optimized compound for mining performance
- Special tread and rugged shoulder for strong grip
- Trouble free under severe service conditions
- Stronger carcass to resist impact failure



ULTRA TRAC
Premium Earth Mover

www.birlatyre.com Follow us: [Social Media Icons]



Latest Offering

THE POWER TO WIN

- Superior durability. The non-directional tread with straight high resistance tread depth and staggered ply structure provides superior strength and penetration resistance.
- High Load Carrying Capacity. Strong ply structure provides superior strength and penetration resistance.
- Enhanced Adhesion. Crafted with a specially formulated compound that resists wet, oily, icy, and dusty conditions, providing longer tyre life.
- Stability. The Optimized footprint distributes load evenly, making steering and controlling the tyre more predictable in rough construction sites or uneven roads.



BT 009
Backhoe Loader

www.birlatyre.com Follow us: [Social Media Icons]



THE POWER TO WIN

- High mileage tread for longer life
- Cooler running tread for high speed application
- Stronger casing ensures more load carrying capacity



BT 339
Regional Rib

www.birlatyre.com Follow us: [Social Media Icons]



THE POWER TO WIN

- Optimum mileage in highway application
- Longer tyre life & reliable performance
- Cross lug design for good traction
- Durable casing for multiple retreads



BT 112
Moderate Highway Lug

www.birlatyre.com Follow us: [Social Media Icons]



THE POWER TO WIN

- Cut resistant tread compound ensures reduced tread penetration
- Smooth channel for self-cleaning
- Better tyre flotation & less soil compaction
- Suitable for both route & agriculture
- Superior lug design ensures maximum traction



SHAAN+
Durable - Tractor Tyre

www.birlatyre.com Follow us: [Social Media Icons]



THE POWER TO WIN

- Excellent Traction & Grip. Aggressive triple angle top block with self-cleaning sipes provides superior strength and penetration resistance.
- High Load Carrying Capacity. Strong ply structure provides superior strength and penetration resistance.
- Self-Cleaning Tread. The widely spaced lugs prevent the tread from clogging with mud or debris, maintaining good grip even in adverse conditions.
- Stability & Longevity. Advanced tread compound design helps control the tyre and steering operations.



Agriplus (R-1)

www.birlatyre.com Follow us: [Social Media Icons]

Sustainability Goals

Himadri

A woman with dark hair in a ponytail, wearing a futuristic white suit with a grey chest panel, is shown in profile. She is holding a glowing blue sphere with her right hand. The sphere has a bright blue light source inside, creating a lens flare effect. The background is a plain, light blue wall.

Reloaded

The Next Chapter

Where sustainability meets innovation

POWER THE FUTURE

Transformation Unfolds:
From Growing Carbon Value
Chain to Promising Mobility and
Energy Storage Opportunity

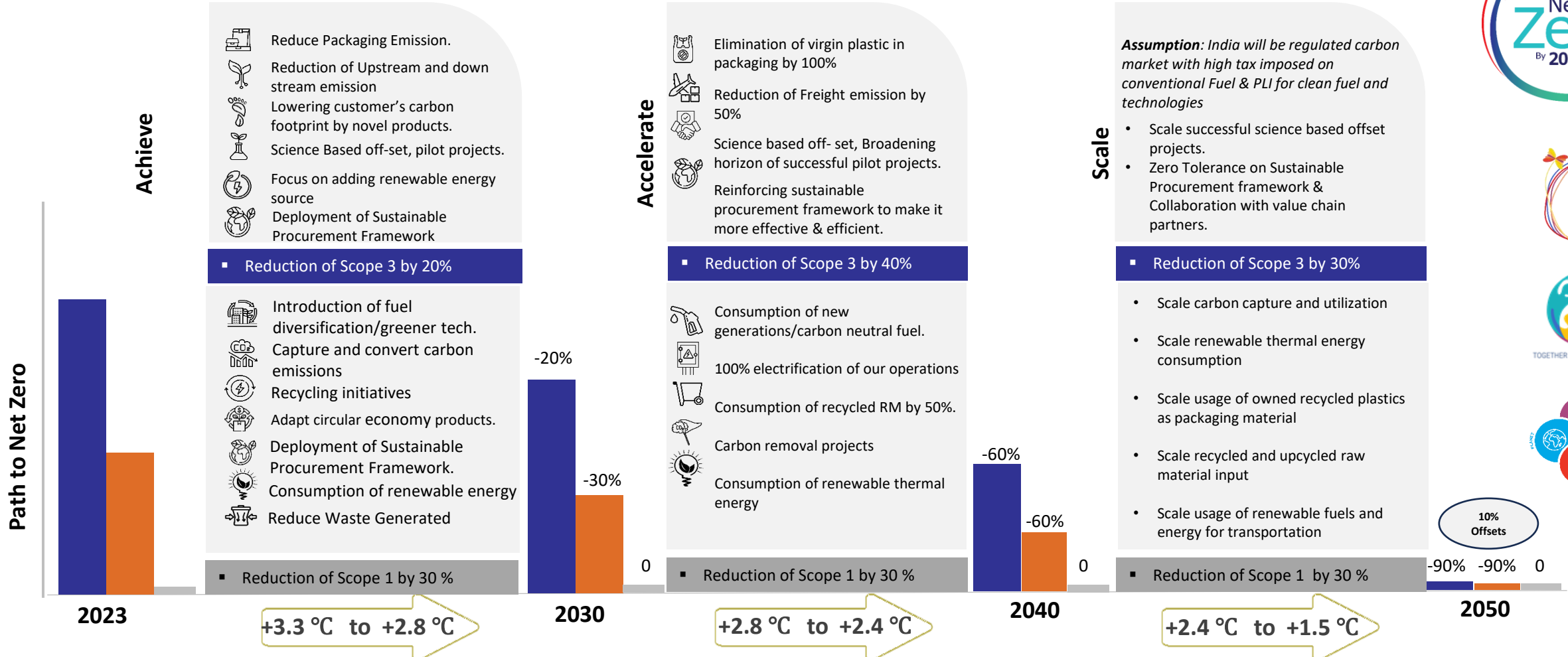


We will address substantial part of the critical raw material requirements of Lithium-Ion Batteries

NET ZERO

- Scope 3 – Baseline Year 2023 (FY23-24)
- Scope 1 – Baseline Year 2021 (FY 21-22)
- Scope 2 = 0, Baseline Year 2021 (FY 21-22)

OUR AMBITION



Scope 1,2 & 3 targets include science-based projects aligning MIT-SLOAN En-roads climate simulator

SBTi – Absolute Contraction Approach has been applied to freeze the target against the timeline

Sustainability Objectives 2026 – 27



Objectives	Measures	Target FY 2027	Target FY 2026	Result FY 2026	Main Domain	UNGC -SDGs
Vision Zero Accident / Incident	By 2026, Loss Time Injury Frequency Rate below 1(Vs 2021)	< 1	<1	0	People	3 Good Health & Well Being, 8 Decent Work & Economic Growth
Energy Consumption	By 2026, Reduce Energy Intensity per metric ton of product sold (Vs 2021)	-20%	-20%	-19.30%	Planet	9 Industry, Innovation & Infrastructure, 13 Climate Action
CO2e emission Intensity (Scope-1 & scope-2)	By 2026, Reduce Scope 1 and Scope 2 CO2e emission intensity per metric ton of product sold (Vs 2021)	-30%	-30%	-38.18%	Planet	9 Industry, Innovation & Infrastructure, 12 Responsible Production & Consumption, 13 Climate Action
CO2e emission Intensity (Scope-3)	By 2026, Reduce scope 3 CO2e emission intensity per Metric ton of product sold (Vs 2024)	-10%*	8%	-14.12%	Planet	9 Industry, Innovation & Infrastructure, 12 Responsible Production & Consumption, 13 Climate Action
Zero Liquid Discharge	All plant must operate with ZLD status(Vs 2021)	100%	100%	100%	Planet	6 Clean Water & Sanitation, 9 Industry, Innovation & Infrastructure, 12 Responsible Production & Consumption
Solid Waste	Reduce solid waste (Hazardous and sent to landfill) per metric ton of product sold (Vs 2021)	<1%	<1%	0.01%	Planet	9 Industry, Innovation & Infrastructure, 12 Responsible Production & Consumption
Recycle Materials	Maintain the proportion of Non-virgin raw material from external sources used in production to avoid depletion of natural resources(Vs 2021)	> 95%	>95%	>95%	Planet	9 Industry, Innovation & Infrastructure, 12 Responsible Production & Consumption
Gender Diversity	Increase female representation in management team(vs 2021)	7%	6.5%	6.12%	People	5 Gender Equality
Compliance Training	Increase percentage of Targeted staff, who completed anti bribery and corruption training (Vs 2021)	> 95%	>95%	99%	Governance	16 Peace Justice & Strong Institutions
Upstream Value Chain Partner	By 2026, conduct sustainability assessment of our Upstream value chain partners covering at least 75% of group spend in FY 2026	100% (against 80% Spend)	100%	100% (against 75% Spend)	Communities	8 Decent Work & Economic Growth, 10 Reduced Inequalities, 17 Partnerships for the Goals
Downstream Value Chain Partner	By 2026, conduct sustainability assessment of our downstream value chain partners covering at least 75% of group sales of FY 2026	100% (against 80% Sales)	100%	100% (Against 75% sales)	Communities	8 Decent Work & Economic Growth, 10 Reduced Inequalities, 17 Partnerships for the Goals
Carbon neutral product	By 2026, Scaling of carbon neutral product to customers - % Variants/ % FG in MT	0.3%	0.2%	0.2%	Communities	13 Climate Action, 12 Responsible Production & Consumption, 9 Industry, Innovation & Infrastructure
Customer decarbonization	Scaling of customer-side carbon footprint reduction collaboration project	2	1	1	Communities	13 Climate Action, 12 Responsible Production & Consumption, 9 Industry, Innovation & Infrastructure

* New Objective

ESG Excellence reaffirmed by EcoVadis with Platinum medal for the second consecutive year



Himadri has secured the **EcoVadis Platinum Medal** for the **second consecutive cycle** (January 2026), placing the company in the **top 1% of more than 1,50,000 companies assessed worldwide** for its performance across **Sustainability parameters**.

Commendable recognition in maiden CDP assessment

Achieved a commendable 'B' rating in its maiden CDP evaluation in 2024 for both Climate Change and Water Security

This achievement places Himadri alongside over 24,700 organizations worldwide that are utilizing data-driven insights to promote environmentally sustainable decisions, contributing to a positive impact on the planet



A CDP Score provides a snapshot of a company's disclosure and environmental performance

A	A List Criteria	<i>Best Practice Transparency & Performance</i>
A-	Leadership	<i>Implementing current best practices</i>
B	Management	<i>Taking coordinated action on environmental issues</i>
B-		
C	Awareness	<i>Knowledge of impacts on/ of environment</i>
C-		
D	Disclosure	<i>Starting to disclose environment impacts</i>
D-		

Setting Standard, Winning Recognition



Himadri Speciality Chemical Ltd has been awarded at prestigious **4th Edition of Chemconnect 2026**, for the International Supply Chain excellence in speciality chemicals.



Himadri Speciality Chemical Ltd has been recognized among the **Top 100 Fastest, Most Consistent and All-Rounder Wealth Creator** in **30th Annual Wealth Creation Study** by **Motilal Oswal Financial Service Ltd.**

Latest triumphs in excellence and innovation



Honoured to have received **four prestigious awards**, recognising our efforts as **Winners** in:
Sustainability Leader of the Year
Energy Efficiency
Environment Protection
Good Health & Well-Being

Recognised with **six prestigious awards** at the **13th The Golden Globe Tigers Award 2025** held in Kuala Lumpur, across key categories in CSR, workplace excellence, climate action and sustainability leadership.

Honoured with the **Golden Peacock Award** for **Occupational Health & Safety 2025** by Institute of Director

Himadri honoured with Top Global Recognition at LACP Spotlight Awards 2024/25
Himadri has received global recognition by securing the **Platinum Award** and clinching **#1 rank in Top 100 Worldwide**

Latest triumphs in excellence and innovation



We are proud to be recognized as a **Great Place to Work**®—a reflection of our people’s trust, engagement, and commitment. This achievement underscores our inclusive, value-driven culture and reinforces our responsibility to listen, improve, and act on their insights for sustainable growth



Recognised as **India’s Top Value Creator 2025 – Chemicals** by **Dun & Bradstreet India**, reflecting Himadri’s commitment to responsible growth, operational excellence and long-term value creation.




Himadri marks a milestone in its sustainability journey by winning the **Champion (Outstanding) Award in the Quality Management Sector – Chemical & Fertilizer** at the 19th EXCEED Environment Award 2025



Himadri achieved a milestone in its sustainability journey by winning the **Champion (Outstanding) Award in CSR for ‘Building Futures, Empowering Communities’** at the 19th EXCEED Environment Award 2025

Latest triumphs in excellence and innovation



Himadri has secured **ISCC PLUS certification** for the **Mahistikry plant**, reinforcing our commitment to sustainability, transparency and circular economy practices and strengthening our role in delivering responsible, low-carbon solutions globally.

Honoured to participate and contribute in a dialogue during the **20th National Convention of UN Global Compact Network India**, alongside leaders shaping a sustainable and inclusive future.

Honoured with **Silver** Recognition for its presentation on Vision Zero Accident at the **8th CII IQ–Safety Practice Competition**, reflects Himadri's commitment to building a safe, proactive and prevention-focused work environment.

Recognised as **India's Leading ESG Entity 2026** by **Dun & Bradstreet India** in its prestige report "**ESG Horizons: Now and Next 2026**", a curated listing of leading Indian companies evaluated under D&B's proprietary ESG Intelligence Framework Rating, reflecting Himadri's sustained commitment to embedding ESG Principle into core business strategy.

Working sustainably progressing responsibly



Achieved 'Merit' in International Safety Award by British Safety Council during 2024



CDP- Supplier Engagement Assessment: A rating



Awarded with [ICRA ESG] Combined Rating 80, Exceptional




Joined the United Nations Global Compact (UNGC) as a direct signatory

ESG our focus on sustainability



Himadri's had released its TCFD Report for FY 2024 – 25, demonstrating a strong commitment to climate risk transparency and strategic resilience.



Himadri's Sustainability Report FY 2024-25 outlines its integrated approach to ESG performance and long-term value creation.

Financials

Himadri

A woman with dark hair in a ponytail, wearing a futuristic white suit with a grey chest panel, is shown in profile. She is holding a glowing blue sphere with her right hand. The sphere has a bright blue light source inside, creating a lens flare effect. The background is a plain, light blue gradient.

Reloaded

The Next Chapter

Standalone Profit & Loss Statement – Q4 & FY26

Particulars (Rs. in Cr)	Q4FY26	Q4FY25	Y-o-Y	Q3FY26	Q-o-Q	FY26	FY25	Y-o-Y
Net Revenue From Operations	1,101.31	1,129.01	(2.45%)	1,132.97	(2.79%)	4,405.11	4,595.80	(4.15%)
Cost of Materials Consumed	675.07	744.55		712.82		2,767.54	3,151.98	
Gross Profit	426.24	384.46	10.87%	420.15	1.45%	1,637.57	1,443.82	13.42%
Employee Benefits Expense	35.60	30.30		41.49		150.96	124.37	
Other Expenses	138.30	121.95		129.59		508.52	475.90	
EBITDA	252.34	232.21	8.67%	249.07	1.31%	978.09	843.55	15.95%
Other Income	61.91	13.37		48.50		176.30	50.90	
Foreign Exchange Fluctuation Gain/(Loss)	(38.33)	2.27		(10.18)		(43.81)	7.47	
Depreciation and Amortization Expense	16.64	12.26		15.69		60.82	49.62	
EBIT	259.28	235.59	10.06%	271.70	(4.57%)	1,049.76	852.30	23.17%
Finance Costs	15.99	8.71		14.87		58.40	44.57	
Exceptional Items	0.00	0.00		0.00		0.00	0.00	
Profit / (Loss) Before Tax	243.29	226.88	7.23%	256.83	(5.27%)	991.36	807.73	22.73%
Tax Expenses	57.59	68.65		62.25		241.66	249.67	
Profit / (Loss) for the year	185.70	158.23	17.36%	194.58	(4.56%)	749.70	558.06	34.34%
Other Comprehensive Income	(0.18)	(2.69)		0.68		1.16	15.31	
Total Comprehensive Income for the year	185.52	155.54	19.27%	195.26	(4.99%)	750.86	573.37	30.96%

Consolidated Profit & Loss Statement – Q4 & FY26

Particulars (Rs. in Cr)	Q4FY26	Q4FY25	Y-o-Y	Q3FY26	Q-o-Q	FY26	FY25	Y-o-Y
Net Revenue From Operations	1,287.76	1,134.64	13.50%	1,183.62	8.80%	4,660.70	4,612.63	1.04%
Cost of Materials Consumed	787.39	744.56		741.09		2,899.88	3,147.03	
Gross Profit	500.37	390.08	28.27%	442.53	13.07%	1,760.82	1,465.60	20.14%
Employee Benefits Expense	48.30	35.68		53.06		193.86	139.39	
Other Expenses	172.20	123.39		136.74		561.26	479.47	
EBITDA	279.87	231.01	21.15%	252.73	10.74%	1,005.70	846.74	18.77%
Other Income	62.09	13.52		46.59		171.29	51.69	
Foreign Exchange Fluctuation Gain/(Loss)	(38.13)	2.30		(10.12)		(43.56)	7.48	
Depreciation and Amortization Expense	18.55	13.72		17.58		68.16	54.97	
EBIT	285.28	233.11	22.38%	271.62	5.03%	1,065.27	850.94	25.19%
Finance Costs	17.39	8.76		16.37		64.37	44.77	
Exceptional Items	0.00	0.00		0.00		0.00	0.00	
Profit / (Loss) Before Tax	267.89	224.35	19.41%	255.25	4.95%	1,000.90	806.17	24.15%
Tax Expenses	60.36	68.89		63.21		245.83	251.08	
Profit / (Loss) for the year	207.53	155.46	33.49%	192.04	8.07%	755.07	555.09	36.03%
Other Comprehensive Income	4.45	(1.78)		(0.24)		8.74	19.53	
Total Comprehensive Income for the year	211.98	153.68	37.94%	191.80	10.52%	763.81	574.62	32.92%

Standalone Balance Sheet

Particulars (Rs. in Cr)	Mar'26	Mar' 25
ASSETS		
Non-Current Assets	3,488.50	2,401.07
Property, Plant and Equipment	1,726.79	1,448.23
Capital work-in-progress	234.16	176.45
Right of use Assets	40.98	16.29
Intangible Assets	0.47	0.70
Financial Assets		
(i) Investments	1,133.93	627.77
(ii) Loans	141.30	10.90
(iii) Trade Receivables	10.18	10.18
(iv) Other Financial Assets	126.91	60.97
Non-Current Tax Assets (net)	9.00	8.81
Other Non-Current Assets	64.78	40.77
Current Assets	2,598.76	2,121.09
Inventories	695.21	585.92
Financial Assets		
(i) Investments	113.12	0.00
(ii) Trade Receivables	751.76	627.70
(iii) Cash and Cash Equivalents	143.97	153.03
(iv) Bank Balances other than (iii) above	566.67	516.71
(v) Loans	1.97	1.83
(vi) Other Financial Assets	24.01	23.28
Other Current Assets	302.05	212.62
Total Assets	6,087.26	4,522.16

Particulars (Rs. in Cr)	Mar'26	Mar' 25
EQUITY AND LIABILITIES		
Equity	4,622.76	3,647.53
Equity Share Capital	50.45	49.38
Other Equity	4,572.31	3,598.15
Non-Current liabilities	302.26	278.21
Financial Liabilities		
(i) Borrowings	2.51	2.20
(ii) Lease Liabilities	0.72	1.40
(iii) Other Financial Liabilities	0.26	0.26
Provisions	12.92	11.09
Deferred Tax Liabilities (net)	285.85	263.26
Current Liabilities	1,162.24	596.42
Financial liabilities		
(i) Borrowings	719.24	305.60
(ii) Lease Liabilities	0.84	0.90
(iii) Trade Payables	360.82	234.78
(iv) Derivatives	0.00	4.24
(v) Other Financial Liabilities	67.93	33.74
Other Current Liabilities	7.10	7.15
Provisions	2.51	0.45
Current tax liabilities (net)	3.80	9.56
Total Equity & Liability	6,087.26	4,522.16

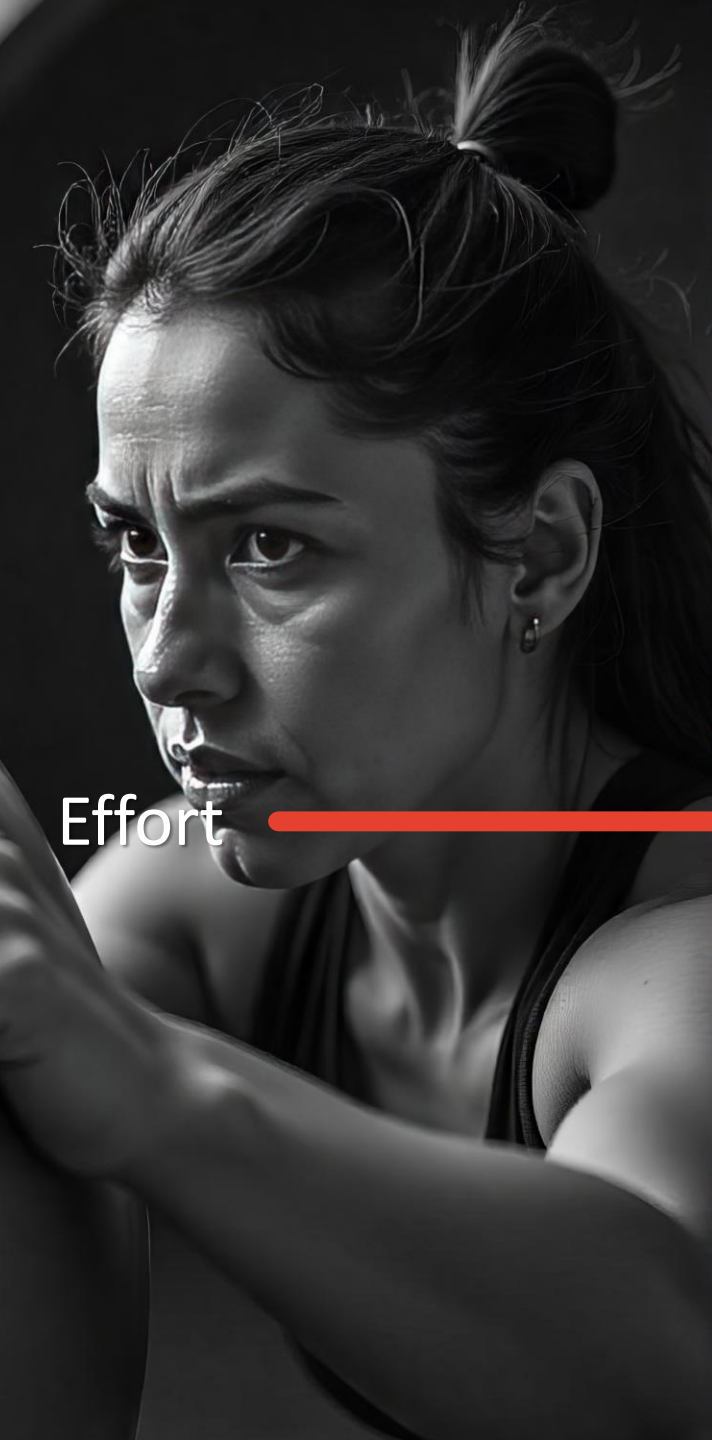
Consolidated Balance Sheet

Particulars (Rs. in Cr)	Mar'26	Mar' 25
ASSETS		
Non-Current Assets	3,482.87	2,504.76
Property, Plant and Equipment	1,811.51	1,502.43
Capital work-in-progress	372.18	185.25
Right of use Assets	45.85	21.27
Goodwill	24.43	18.10
Intangible Assets	59.73	63.31
Financial Assets		
(i) Investments	935.14	578.00
(ii) Trade Receivables	10.18	10.18
(iii) Other Financial Assets	144.24	76.13
Non-Current Tax Assets (net)	13.41	9.31
Other Non-Current Assets	66.20	40.78
Current Assets	2,823.52	2,151.25
Inventories	762.96	585.20
Financial Assets		
(i) Investments	124.77	4.17
(ii) Trade Receivables	696.42	632.82
(iii) Cash and Cash Equivalents	164.76	155.11
(iv) Bank Balances other than (iii) above	570.71	516.71
(v) Loans	14.37	2.09
(vi) Other Financial Assets	27.04	24.19
Other Current Assets	462.49	230.96
Total Assets	6,306.39	4,656.01

Particulars (Rs. in Cr)	Mar'26	Mar' 25
EQUITY AND LIABILITIES		
Equity	4,762.08	3,770.94
Equity Share Capital	50.45	49.38
Other Equity	4,656.23	3,672.36
Total equity attributable to equity shareholder of the company	4,706.68	3,721.74
Non-Controlling Interest	55.40	49.20
Non-Current liabilities	308.16	280.23
Financial Liabilities		
(i) Borrowings	4.45	2.73
(ii) Lease Liabilities	0.00	2.92
(iii) Derivative	1.50	0.00
(iv) Other Financial Liabilities	0.26	0.26
Provisions	14.06	11.10
Deferred Tax Liabilities (net)	287.89	263.22
Current Liabilities	1,236.15	604.84
Financial liabilities		
(i) Borrowings	762.11	305.98
(ii) Lease Liabilities	1.91	1.82
(iii) Trade Payables	375.42	239.30
(iv) Derivatives	0.00	4.24
(v) Other Financial Liabilities	74.69	35.08
Other Current Liabilities	12.38	7.88
Provisions	2.94	0.98
Current tax liabilities (net)	6.70	9.56
Total Equity & Liability	6,306.39	4,656.01

Cash Flow Statement

Particulars (Rs. in Cr)	Standalone		Consolidated	
	Mar-26	Mar-25	Mar-26	Mar-25
Profit Before Tax	991.36	807.73	1,000.90	806.17
Adjustments for: Non-Cash Items / Other Investment or Financial Items	(43.63)	47.71	(17.97)	56.47
Operating profit before working capital changes	947.73	855.44	982.93	862.64
Changes in working capital	(257.06)	(258.54)	(370.06)	(271.45)
Cash generated from/ (used in) Operations	690.67	596.90	612.87	591.19
Direct taxes paid (net of refund)	(224.86)	(141.87)	(230.87)	(144.32)
Net Cash generated from/ (used in) operating activities (A)	465.81	455.03	382.00	446.87
Net Cash generated from/ (used in) Investing Activities (B)	(1,051.09)	(241.54)	(963.81)	(235.21)
Net Cash generated from/ (used in) financing activities (C)	576.22	(269.85)	590.26	(271.49)
Net increase/ (decrease) in Cash and Cash equivalents	(9.06)	(56.36)	8.45	(59.83)



Effort

Efficiency

Company :

Himadri Speciality Chemical Ltd

CIN: L27106WB1987PLC042756

Ms. Monika Saraswat

Company Secretary & Compliance Officer

Email: monika@himadri.com

www.himadri.com

Mr. Sahil Sawalkar

AGM - Strategy

Email: sahil.sawalkar@himadri.com

Investor Relations Advisors :



MUFG Intime India Private Limited

A part of MUFG Corporate Markets, a division of MUFG Pension & Market Services

Ms. Payal Dave :

+91 9819916314

payal.dave@in.mpms.mufg.com

Ms. Pooja Swami:

+91 9860202359

pooja.swami@in.mpms.mufg.com

Meeting Request

[Link](#)

