Date: November 24, 2026

To
BSE Limited
Phiroze Jeejeebhoy Towers,
Dalal Street,
Mumbai – 400001

Scrip Code: 544979
Trading Symbol: EIMS
ISIN: INE0YUW01020

Subject: Disclosure under Regulation 30 of the Securities and Exchange Board of India (Listing Obligations and Disclosure Requirements) Regulations, 2015 – Investor Presentation on the Unaudited Financial Results.

Dear Sir/Madam,

Pursuant to Regulation 30 of the Securities and Exchange Board of India (Listing Obligations and Disclosure Requirements), Regulations, 2015, please find enclosed the Investor Presentation relating to Unaudited Financial Results (Standalone and Consolidated) for the six months ended September 30, 2026.

Please note that this will also be hosted on the Company's website, at https://everestims.com/investor-relationship.html

This is for your information and record.

Yours faithfully,
For EverestIMS Technologies Limited

SRIDHARAN S YADAV
Digitally signed by SRIDHARAN S YADAV
Date: 2026.11.24 12:09:35 +05'30'

Sridharan S Yadav
Company Secretary and Compliance Officer
Mem. No.: A74095

Encl: As above

everest IMS
EVERESTIMS Technologies Limited

EverestIMS Technologies Limited

Investor Presentation - H1 FY27

The AI-enabled platform that runs, protects and automates enterprise IT operations.



RUN. PROTECT. AUTOMATE.

Disclaimer

This presentation and the accompanying slides (the “Presentation”), which have been prepared by EverestIMS Technologies Limited (the “Company”), are intended solely for informational purposes and do not constitute an offer, recommendation, or invitation to purchase or subscribe to any securities. They shall not form the basis of, or be relied upon in connection with, any contract or binding commitment whatsoever. No offering of securities of the Company will be made except by means of a statutory offering document containing detailed information about the Company.

This Presentation has been prepared by the Company based on information and data the Company considers reliable. However, the Company makes no representation or warranty, express or implied, as to the truth, accuracy, completeness, fairness, or reasonableness of the contents of this Presentation, and no reliance should be placed on it. This Presentation may not be all inclusive and may not contain all of the information that you may consider material. Any liability in respect of the contents of, or any omission from, this Presentation is expressly excluded.

Certain matters discussed in this Presentation may contain statements regarding the Company’s market opportunity and business prospects that are individually and collectively forward-looking statements. Such forward-looking statements are not guarantees of future performance and are subject to known and unknown risks, uncertainties and assumptions that are difficult to predict. These risks and uncertainties include, but are not limited to, the performance of the Indian economy and of the economies of various international markets, the performance of the industry in India and world-wide, competition, the Company’s ability to successfully implement its strategy, the Company’s future levels of growth and expansion, technological implementation, changes and advancements, changes in revenue, income or cash flows, the Company’s market preferences and its exposure to market risks, as well as other risks. The Company’s actual results, levels of activity, performance or achievements could differ materially and adversely from results expressed in or implied by this Presentation. The Company assumes no obligation to update any forward-looking information contained in this Presentation. Any forward-looking statements and projections made by third parties included in this Presentation are not adopted by the Company and the Company is not responsible for such third-party statements and projections.

All data, information and maps are provided “as is” without warranty or any representation of accuracy, timeliness or completeness.

Index



COMPANY OVERVIEW 4



TECHNOLOGY & PRODUCT PLATFORM 10



GROWTH STRATEGY & MARKET OPPORTUNITY 14



FINANCIAL & BUSINESS PERFORMANCE 17



IPO & CORPORATE INFORMATION 27

everest IMS
EVERESTIMS Technologies Limited

infraon
Powered by EverestIMS

BUSINESS OVERVIEW

Enterprise AI & IT Operations Management

A bootstrapped, consistently profitable and debt-free Indian software product company. All products and services are marketed under the brand "Infraon" and delivered through the unified "Infraon Infinity" platform.

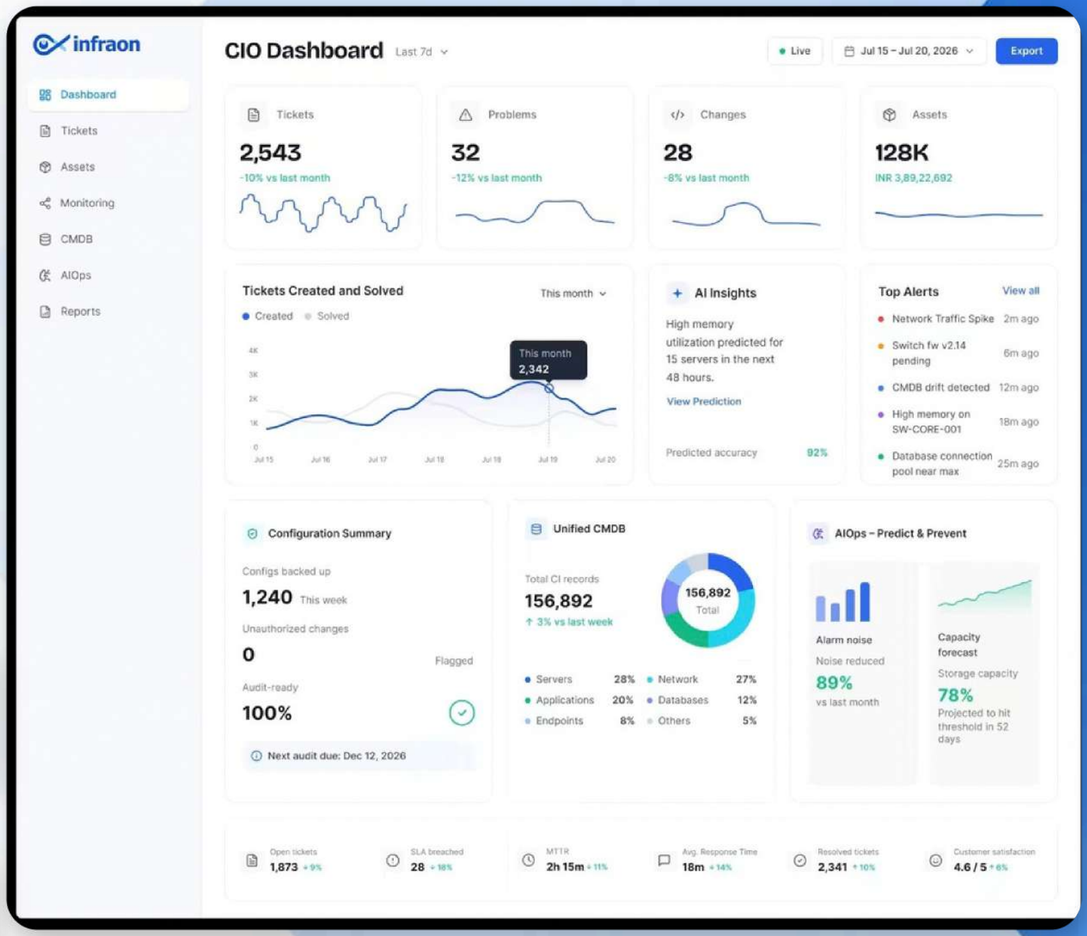

AI-Native
Intelligent workflow

One Platform
ITSM + ITOM +ITAM+OSS

Enterprise Ready
Cloud & on-premise

350+	230+	Bootstrapped	08
Customers served	Employees	& Debt Free	Promoters

About

EverestIMS Technologies Limited

A unified enterprise software platform — Run · Protect · Automate

EverestIMS Technologies Limited is a Bengaluru-headquartered software company providing both **Software-as-a-Service (SaaS) and on-premise products and services.** The Company specialises in digital transformation and IT & Cybersecurity Operations and Service Management, incorporating AI-enabled product solutions that help enterprises streamline IT & Cybersecurity operations, improve efficiency and enhance user experience.

All offerings are marketed under the **brand "Infraon"** and delivered through the flagship **unified platform "Infraon Infinity"**. The suite spans Generative-AI powered IT Service Management (ITSM), IT Infrastructure Management (ITIM), Network Configuration and Change Management (NCCM), AI for IT Operations (AIOps), IT Asset Management (ITAM) and Operations Support System (OSS) for telecom operators — replacing multiple disconnected point tools with a single platform.

The go-to-market model combines direct sales — through the Company and its wholly-owned US subsidiary, Infraon Corp. with a domestic and international network of channel partners, distributors and sales agents. The Company has served **350+ customers** across **25+ industries**, spanning large enterprises, telecom operators, Government and public-sector organisations and SMBs.

EverestIMS is Bootstrapped and has been consistently profitable and debt-free and has funded its product development and international expansion entirely from internal accruals.



Unified observability across the enterprise IT estate — network, cloud, servers, endpoints and security on one platform

HOW THE PLATFORM IS MONETISED

Product Licensing	Subscription (SaaS)	Implementation	AMC & Support
One-time, per-user	Annual cloud fees	Customisation & OSS	On installed licences

COMPANY SNAPSHOT

INCORPORATED	13 April 2017	**LISTED ON**	08 October 2026
REGISTERED OFFICE	Bengaluru, Karnataka	**OTHER OFFICES**	Navi Mumbai · Gurugram
SUBSIDIARY	Infraon Corp., USA	**EMPLOYEES**	231 (30th September 2026)

Key Milestones

2017
Incorporated as EverestIMS Technologies Private Limited, Bengaluru

2021
Established US subsidiary Infraon Corp.; commenced SaaS product development

2022
Winner — India 500 Best Brand for Infraon; Emerging Company of the Year (MSME CCI)

2023
CMMI Level 3 appraisal; India 500 Most Promising IT Company

2024
Converted to a public limited company; PinkVERIFY, ITIL 4, ISO 9001 / 20000-1 / 27001; TEC-GR approval; Forbes India DGEMS Select 200

2025
DRHP filed with BSE SME on September 15; ET Edge Promising Brands; MSME Global Platinum Award

2026
Listed on BSE SME on October 08, 2026

Bootstrapped since incorporation in 2017 · Profitable in each of the five financial years covered by the Restated Financial Statements · Nil borrowings throughout · Product development and international expansion funded entirely from internal accruals

Leadership Team

Promoter Directors — a founding team that has worked together across IT infrastructure, telecom and enterprise software



Mr. Sudhakar Aruchamy

Chairman & Whole Time Director

Education: MCA
Experience 21+ years
Role Handles strategic planning, solution design and business operations.



Mr. Satish Kumar Vijayaragavan

Managing Director & Whole Time Director

Education: B.E. (Computer Science), Univ. of Madras; Exec. Prog., IIM Indore
Experience 25+ years
Role Handles international sales, finance, provides strategic guidance to the management and contributes towards strategic planning.



Mr. Ganesh Kumar N.

Whole Time Director

Education: B.E. (Computer Science), Madurai Kamaraj University
Experience 21+ years
Role Responsible for AI R&D



Mr. Ramesh Pratap Tiwari

Whole Time Director

Education: M.Sc., University of Bombay
Experience 25+ years
Role Handles go-to-market strategy, handles domestic sales.



Mr. Deepak Kumar Shenbagarajan

Whole Time Director

Education: B.E. (Computer Science), Madurai Kamaraj University
Experience 21+ years
Role Responsible for handling complex product engineering and development for telecom OSS



Mr. Srikanth Audina

Whole Time Director

Education: B.E. (Computer Science), University of Madras
Experience 25+ years
Role Strategy planning, solution design.



Mr. Deepak Gupta

Whole Time Director

Education: Bachelor of Engineering, Executive Management IIM Indore
Experience 21+ years
Role Head of Product management for AI-ITSM, ITAM, EAM and SaaS

INDEPENDENT DIRECTORS **Mr. Yamini Chandra Roy Yandamuri · Ms. Payal Jain P · Mr. Ashish Garg · Ms. Sonal Kashyap | Chief Financial Officer: Mr. Prakash Bhat · Company Secretary & Compliance Officer: Mr. Sridharan S Yadav**
NON EXECUTIVE DIRECTOR **Mr. Arun Prasath Ramadoss (w.e.f 28/01/2027)**

Certifications & Awards

Independently audited certifications and industry recognition across quality, security, service management and telecom conformance



These certifications and recognitions reflect our unwavering commitment to global standards, innovation, security and delivering exceptional value to our customers.

AWARDS India 500 Best Brand for Infraon (2022) · India 500 Most Promising IT Company (2023) · Forbes India DGEMS Select 200 (2024) · MSME Global Platinum Business Excellence Awards (2025) · ET Edge Promising Brands (2025)

TEC-GR Type Approval

Telecommunication Engineering Centre, DoT, Government of India — Infraon OSS certified against the TEC standard for NMS. A gating requirement for Indian telecom and Government tenders.

CMMI Level 3

Appraised by EVCIL as a software development solution provider (2023).

PinkVERIFY™ · ITIL® 4

Certified across 14 ITSM processes for Infraon Infinity 7; ITIL 4 Accredited Tool Vendor (Silver).

ISO / IEC 27001:2022

Information Security Management System, alongside ISO 9001:2015, ISO 20000-1:2018 and ISO/IEC 27034-1:2011 across the Infraon suite.

Marquee Clientele

Large enterprises, Government and public sector, telecom operators and overseas clients

350+
Customers served

25+
Industries served

06
Overseas markets in FY2026

1. Telecom and Large enterprises



2. Government and Public Sector



3. Overseas Clients



USP — One Integrated Platform

Infraon Infinity is a modular IT management platform offering individual solutions or integrated combinations, available through both SaaS and on-premises deployment models.

IT Infrastructure Management (ITIM)

Enables real-time monitoring and management of IT infrastructure, including servers, databases, applications and cloud environments. Helps identify performance issues, minimise downtime and ensure uninterrupted IT operations.

Network Configuration & Change Management (NCCM)

Automates the configuration, monitoring and management of network devices such as routers and switches. Tracks configuration changes, maintains network consistency and helps ensure compliance while reducing manual intervention.

AIOps

Leverages Artificial Intelligence and Machine Learning to analyse IT data, identify anomalies, predict potential system failures and automate issue resolution. Offered as an integrated capability within other IT management solutions.



Operations Support System (OSS)

Provides telecom operators with network monitoring, configuration management and service provisioning solutions, backed by the promoters' extensive industry experience and an established revenue contribution.

IT Service Management (ITSM)

Provides a centralised platform to manage IT service requests, incidents, problems and changes. Helps organisations streamline IT support, resolve issues faster and maintain service quality.

IT Asset Management (ITAM)

Provides end-to-end tracking and management of IT assets, including hardware, software and licences, throughout their lifecycle. Helps organisations monitor asset utilisation, control costs, manage renewals and ensure compliance.

SALES CHANNEL

Infraon Infinity is a modular IT management platform offering individual solutions or integrated combinations, available through both SaaS and on-premises deployment models.



Primary Distributor

Consolidated distribution through a single primary distributor, replacing the legacy three-distributor structure to streamline administration and leverage an extensive partner network.



Sales Team Footprint

Dedicated channel sales teams located in Bangalore, Mumbai, and Delhi (7 to 10 channel managers per location), with additional coverage in Kolkata and Chennai tagged to Delhi/Bangalore.



Partner Roadshows

Active joint marketing programs, including an 8-city national roadshow, to educate and strengthen engagement with channel partners.

GEOGRAPHICAL PRESENCE

DOMESTIC PRESENCE

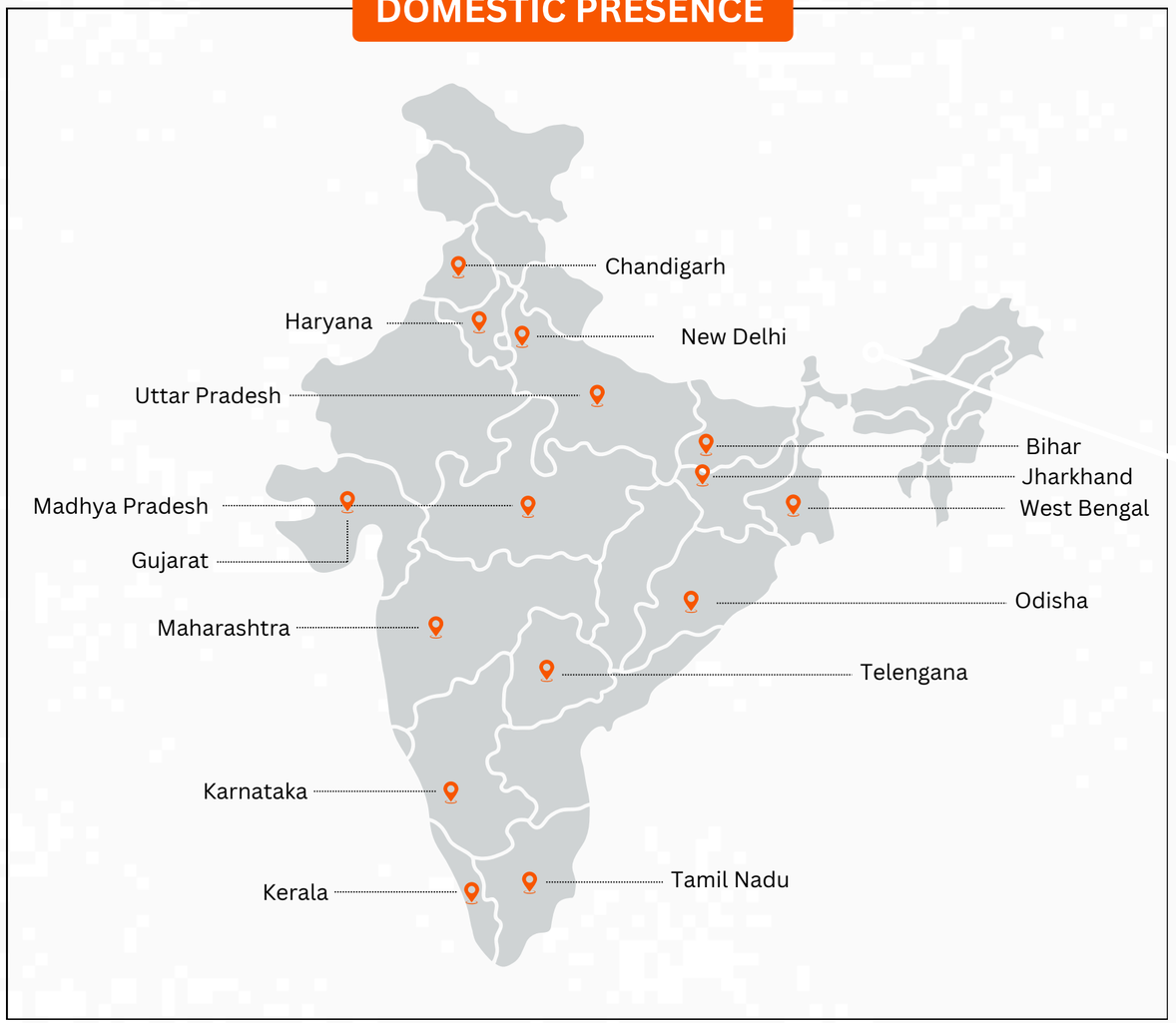

INTERNATIONAL PRESENCE



Infraon Corp (US) - Wholly Owned Subsidiary

Product USP — Why Infraon Wins

everest IMS
EVERESTIMS Technologies Limited

THE INFRAON INFINITY

An all-in-one, AI-native platform that replaces 6+ disconnected tools — **ITSM, ITIM/monitoring, ITAM, NCCM, AIOps and OSS in a single suite.**



Unique All-in-One Platform

One suite for ITSM, ITOM, ITAM, NCCM, AIOps & OSS — replace 6+ tools.



AI-Native

GenAI + AIOps in every module; multi-LLM (Gemini, OpenAI, Azure, Claude, Ollama & Infraon Hosted model using vLLM).



Rapid Time-to-Value

Go live fast — our product deployment in less time.



Start Anywhere, Scale

Begin where the pain is greatest and expand module by module.
Same platform on-premise or SaaS — from SMBs to telecom-grade deployments.



Lower Total Cost

Consolidation cuts licensing & tooling spend — up to ~30% lower TCO.



Enterprise-Grade & Certified

ITIL 4, Pink VERIFY, PeopleCert, ISO 27001, ISO 9001 ,/SOC 2/SOC3, CMMI Level 3.

Beyond Core IT Operations: Expanding into Agentic AI & Cybersecurity

EverestIMS is advancing beyond its established ITIM/OSS portfolio by developing intelligent automation and integrated security capabilities. These initiatives aim to address evolving enterprise technology requirements, strengthen client relationships and create new growth opportunities.

Infraon AI Studio – Entering Agentic AI

AI-led Innovation

- **What it is:** A no-code platform enabling enterprises to build and deploy AI agents that independently analyse and execute IT operations tasks.
- **Applications:** Automated incident resolution, network fault detection, root-cause analysis and configuration monitoring.
- **Client Benefits:** Reduces manual intervention, accelerates issue resolution and improves operational efficiency across IT teams.
- **Growth Potential:** Supports new AI-based use cases, deeper adoption of Infraon products and incremental AI consumption revenue
- **Planned Rollout:** Scheduled for release within the next 5–6 months.

Unified SecOps – Expanding into Cybersecurity

Adjacent Market

- **What it is:** An integrated approach combining IT operations and cybersecurity to continuously monitor, detect, investigate and respond to security threats..
- **Applications:** Network threat detection, abnormal traffic monitoring, unauthorised configuration changes and centralised log management.
- **Client Benefits:** Improves threat visibility, strengthens infrastructure security and enables faster incident response.
- **Growth Potential:** Extends EverestIMS's existing NetOps capabilities into the growing cybersecurity market, opening opportunities across telecom, BFSI, government and large enterprises.
- **Planned Rollout:** Full commercial release projected within the next 8–12 months.

Intellectual Property & Accreditations

Registered IP and product-level approvals strengthening the Company's innovation leadership

REGISTERED INTELLECTUAL PROPERTY

Nature of Registration / Licence	Class	Registration No.	Status	Issuing Authority
Trade mark — Trade Marks Act, 1999	42	4161614	Registered	Registrar of Trademarks, India
Trade mark — Trade Marks Act, 1999	42	4200652	Registered	Registrar of Trademarks, India
Trade mark — Trade Mark Act of 1946 (Infraon)	42	7130329	Registered	USPTO, United States
Copyright — Computer software: "Infraon Suite of Products"	—	22019/2023-CO/SW	Registered	Registrar of Copyrights, India

Regulatory Approvals & Quality Certifications

- TEC-GR Type Approval Certificate from the Telecommunication Engineering Centre, Department of Telecommunications, Government of India, certifying Infraon OSS against the TEC standard for Network Management Systems.
- PinkVERIFY certification across 14 ITSM processes for Infraon Infinity 7 — independent validation of ITSM process conformance.
- ITIL 4 Accredited Tool Vendor (Silver) for best practices in software solutions, enabling customers to adopt ITIL 4 principles.
- CMMI Level 3 compliance from EVCIL as a software development solution provider (2023).
- ISO 9001:2015, ISO 20000-1:2018, ISO/IEC 27001:2022 and ISO/IEC 27034-1:2011 across the Infraon suite — Infraon IMS, Desk, NCCM, UNMS/OSS, Assets, SecuRA, IPAM, AIOps and BOT.

WHY THIS MATTERS COMMERCIALLY

Telecom-grade eligibility

The TEC-GR approval for Infraon OSS is a gating requirement for Indian telecom and Government NMS tenders — a barrier unapproved competitors must clear before they can bid.

Process-certified ITSM

PinkVERIFY across 14 processes and ITIL 4 Accredited Tool Vendor status remove a standard procurement objection for enterprise and public-sector buyers.

Security & quality assurance

The ISO 27001 / 27034-1 and CMMI Level 3 combination supports deployments in BFSI, Government and regulated sectors with stringent security requirements.

Owned product IP

A registered copyright over the Infraon Suite of Products and trade marks in both India and the United States protect the platform in the Company's two principal selling geographies.

Business Strategies

Continued focus on product-led growth

Product-Led Growth places the product itself at the centre of customer acquisition, expansion and retention. The Company continues to invest in cloud-based and AI-driven development — enhancing ITSM with Generative AI and machine learning, and expanding AIOps capability for forecasting, anomaly detection, root-cause analysis and self-healing. The Company has evolved from a single network monitoring system (NMS) product to a multi-product platform spanning ITIM, OSS, ITSM, NCCM and AIOps.

Drive new customer sales

Targeting new customer acquisition across Government, telecom, mid-sized organisations, SMBs and large enterprises as more organisations adopt cloud services and undertake digital transformation. The Company plans to invest in strengthening and expanding its sales and marketing team, including its existing workforce.

Upselling within existing customers

Expanding within the existing customer base by adding users, driving adoption across additional departments within customer organisations and encouraging the use of more features — together with cross-selling further modules such as Asset Management, ITSM, NCCM and AIOps to customers who initially purchase only one or a few products.

Grow presence in additional markets

Product-Led Growth places the product itself at the centre of customer acquisition, expansion and retention. The Company continues to invest in cloud-based and AI-driven development — enhancing ITSM with Generative AI and machine learning, and expanding AIOps capability for forecasting, anomaly detection, root-cause analysis and self-healing. The Company has evolved from a single network monitoring system (NMS) product to a multi-product platform spanning ITIM, OSS, ITSM, NCCM and AIOps.

Attract, develop and retain skilled employees

Sustaining product and service quality through recruitment of skilled personnel, continuous growth opportunities and a positive work environment, supported by investment in certification and training programmes on relevant technologies and domains. This approach has increased the workforce while maintaining a low employee turnover rate over the past three years.

HOW THE OFFER SUPPORTS THE STRATEGY

The funds raised will be utilised to support our future growth initiatives. We plan to invest in establishing an AI Innovation and Experience Lab equipped with the requisite IT hardware, while further strengthening our AI and cybersecurity capabilities. The proceeds will also support our working capital requirements.

INDIAN INDUSTRY OUTLOOK



Large Enterprises & Industry Leaders

BFSI, manufacturing, healthcare, retail, transport and logistics, energy and utilities — multi-site IT estates monitored and managed on one platform.



Government & Public Sector

Central and state government bodies, PSUs and defence establishments — long-cycle, compliance-heavy deployments where the TEC-GR approval and ISO / CMMI accreditations are prerequisites.



Telecom & Internet Service Providers

Telecom-grade OSS deployments covering resource and service inventory, cross-domain fault correlation and service order fulfilment.



Overseas Clients

Direct and partner-led coverage across Malaysia, the UAE, the Philippines, the United Kingdom and Singapore, served through Infraon Corp. and the channel network.

Global & Indian Industry Outlook

IT Operations and Service Management (ITOSM) market — revenue and forecast to 2031

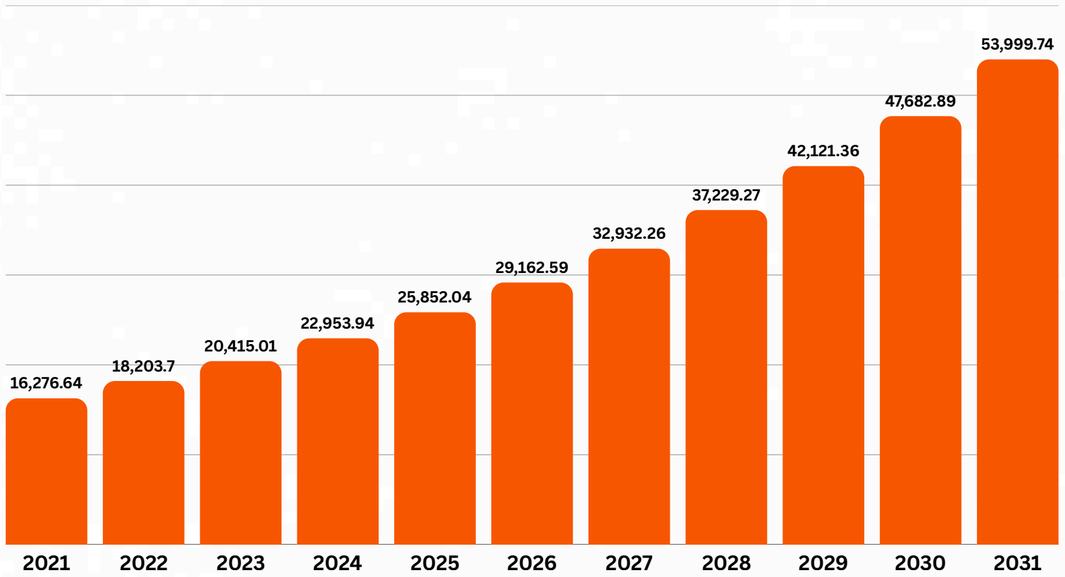

12.9%
Global CAGR 2023–2031 (P)

US$ 20.4 Bn
Global market 2023

US$ 54.0 Bn
Global market 2031 (P)

Indian industry outlook

The IT Operations and Service Management market in India was valued at US$ 1,011.55 million in 2023 and is projected to reach US$ 2,665.58 million by 2031, registering a CAGR of 12.9% from 2023 to 2031.

US$ 1,011.55 Mn
India — 2023

US$ 2,665.58 Mn
India — 2031 (P)

12.9%
India CAGR 2023–2031 (P)

~2.6x
Projected market Growth

- Global segment mix (2023 → 2031): Solutions 66.0% → 69.1%; Services 34.0% → 30.9%.
- India-specific drivers include a rapidly expanding digital landscape and widespread BYOD adoption, with 75% of Indian workers highly interested in BYOD policies.

Political
Governments worldwide have made digital transformation a priority, with national programmes such as Singapore's Smart Nation strategy driving ITOSM demand.

Economic
Public funding for digital transformation — US$ 182.38 million in the UK for social care and US$ 643 million in Australia for digital health.

Social
Growing digitisation across verticals and the rise of remote working push organisations to incorporate new IT infrastructure, raising ITOSM demand.

Technological
Early adoption of cloud and AI across the US, Germany, China and Japan raises the need for ITOSM solutions to manage technology and networks.

Source: http://www.theinsightpartners.com The Insight Partners Analysis, Primary Interviews, Magazines and Journals, and Secondary Sources

Revenue Bifurcation & Order Book Analysis

ORDER BOOK

Metric	Value	As on
Outstanding Order Book	₹3,609.45 lakh (₹36.09 Cr)	30 Sept 2026

GEOGRAPHICAL-WISE REVENUE

Particulars (₹ lakh)	FY24	FY24%	FY25	FY25%	FY26	FY26%
Domestic Revenue	4,160.63	91.99%	5,397.35	95.46%	6,119.32	93.96%
Export Revenue	362.17	8.01%	256.95	4.54%	393.07	6.04%
Total Revenue from Operations	**4,522.80**	**100%**	**5,654.30**	**100%**	**6,512.39**	**100%**

Top 5 Export Countries: • UAE • Malaysia • Singapore • Saudi Arabia • Philippines

BUSINESS VERTICAL REVENUE BIFURCATION (₹ in Lakhs)

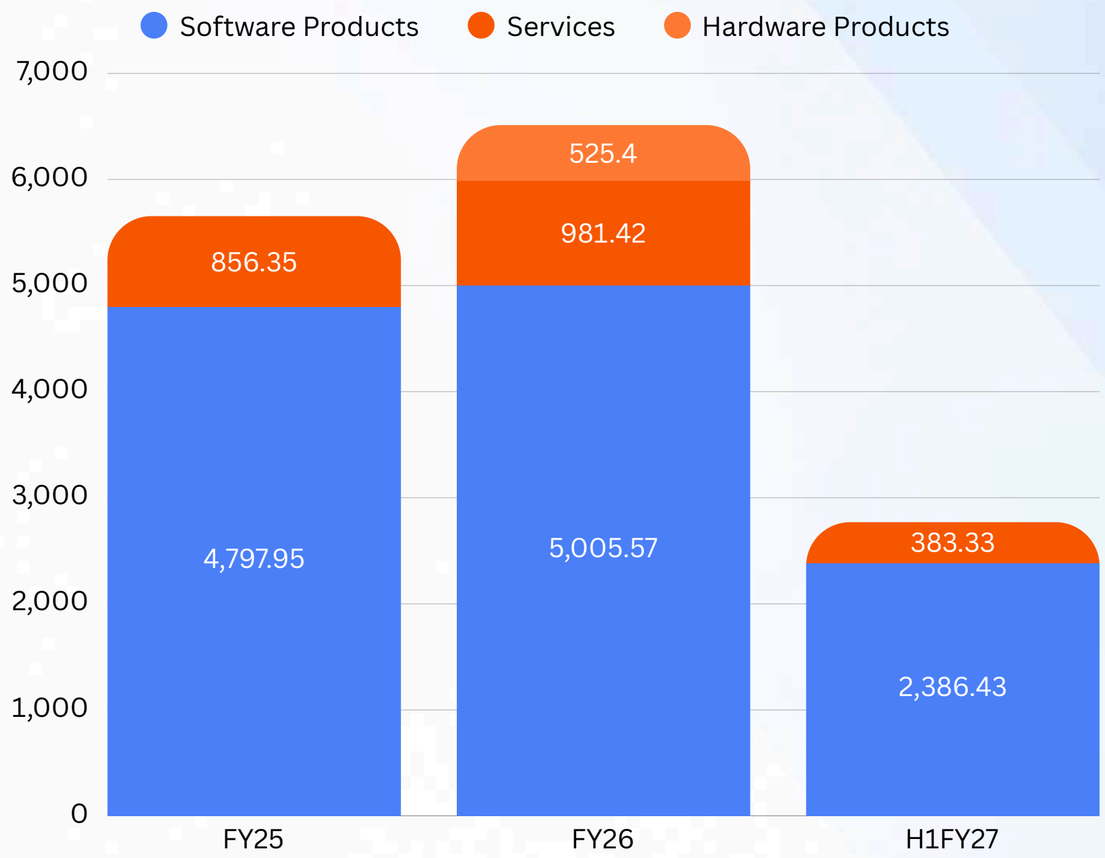

Half yearly Results Update (Consolidated)

Financial Strength : Debt - free balance sheet

Growth Visibility : Outstanding order book of ₹3,609.45 lakhs as of 30 September 2026.

Cost Escalation : Higher expenditure towards expansion, capacity augmentation and strengthen in operational capabilities has increased the cost base impacting near-term margins while supporting future growth.

(₹ in Lakhs except %)

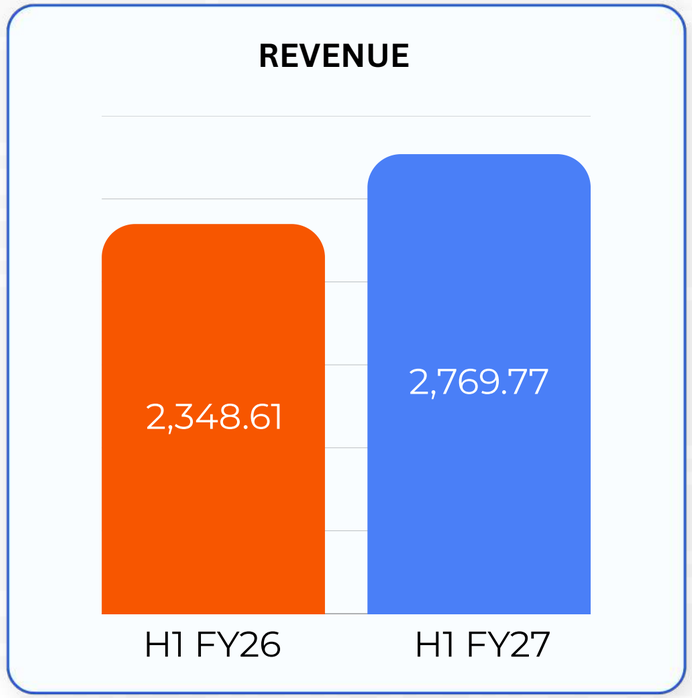

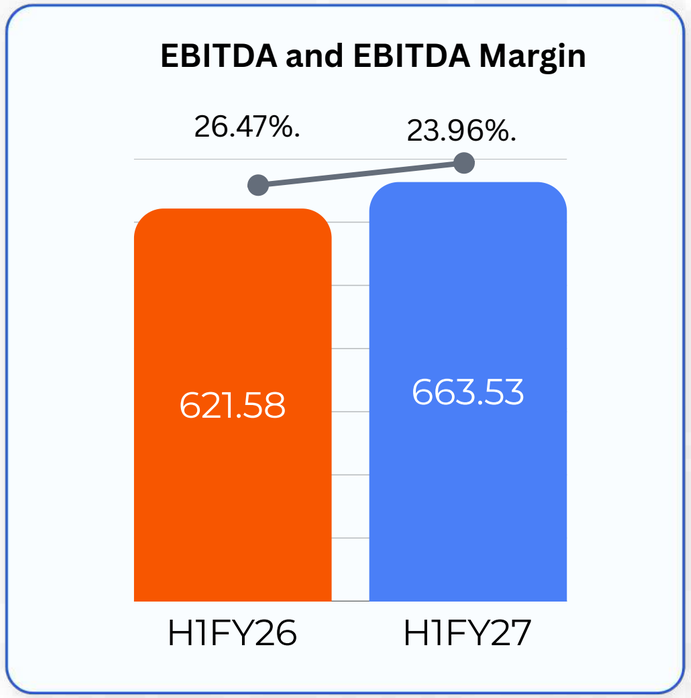

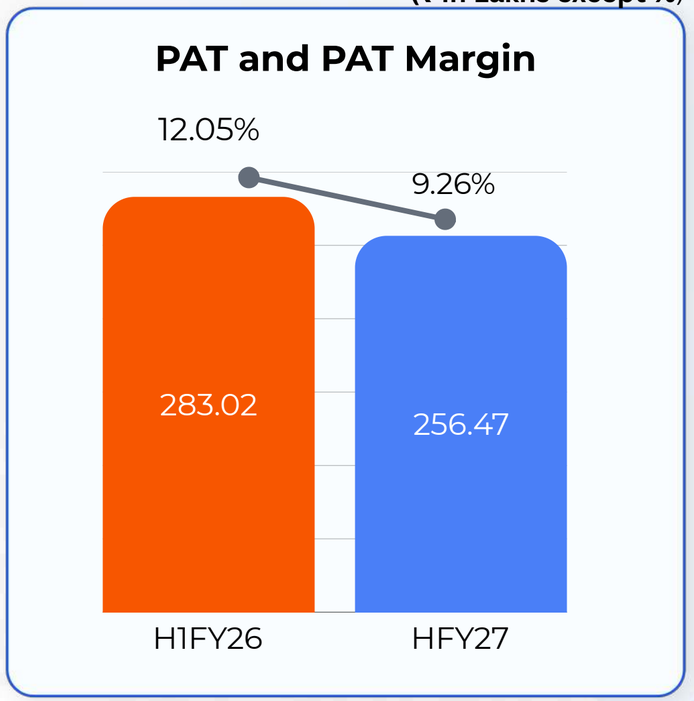

Statement of Profit and Loss

Consolidated Financial Statements | ₹ in Lakhs

Particulars	H1 FY2027	H1 FY2026	YoY%	FY2026
Revenue From Operations	2,769.77	2,348.61	17.93%	6,512.39
Other Income	30.90	37.58	-17.78%	73.78
Total Income	**2,800.67**	**2,386.19**	**17.37%**	**6,586.17**
Direct Operating Expenses	362.24	204.32	77.29%	862.44
Employee Benefits Expense	1,153.69	961.90	19.94%	2,204.25
Other Expenses	621.21	598.39	3.81%	1,183.64
Total Expenditure	**2,137.14**	**1,764.61**	**21.11%**	**4,250.33**
EBITDA	**663.53**	**621.58**	**6.75%**	**2,335.84**
EBITDA Margin	**23.96%**	**26.47%**		**35.87%**
Depreciation, Amortisation	302.50	250.21	20.90%	570.28
Finance Costs	6.39	1.94	229.38%	1.94
Profit Before Tax	**354.64**	**369.43**	**-4.00%**	**1,763.62**
Tax	98.17	86.41	13.61%	444.96
PAT	**256.47**	**283.02**	**-9.38%**	**1,318.66**
PAT Margin	9.26%	12.05%		20.25%

Statement of Assets and Liabilities

Consolidated Financial Statements | ₹ in Lakhs

Equity and Liabilities (Consolidated)	Sep 2026	Mar 2026
1) SHAREHOLDERS' FUNDS		
a. Share Capital	1,704.46	1,704.46
b. Reserves & Surplus	4,623.39	4,366.55
2) Minority Interest		
3) NON-CURRENT LIABILITIES		
a. Deferred Tax Liabilities (Net)	298.46	250.46
b. Long-term Provisions	382.15	347.13
4) CURRENT LIABILITIES		
a. Trade Payables — Micro & Small Enterprises	434.77	644.56
Trade Payables — Others	75.55	52.09
b. Other Current Liabilities	985.71	1,602.46
c. Short Term Provisions	308.58	71.41
TOTAL	**8,813.07**	**9,039.12**

Assets	Sep 2026	Mar 2026
1) NON-CURRENT ASSETS		
a. Property, Plant & Equipment	198.91	187.75
Intangible Assets	1,583.41	1,431.01
Software Inhouse WIP	70.25	-
b. Other Non-current Assets	186.25	766.51
2) CURRENT ASSETS		
a. Current Investments	6.00	75.86
b. Trade Receivables	5,830.20	5,196.20
c. Cash and Bank Balance	247.39	765.14
d. Short-term Loans and Advances	169.13	113.47
e. Other Current Assets	521.53	503.18
TOTAL	**8,813.07**	**9,039.12**

CONSOLIDATED CASH FLOW SUMMARY

(Rs. in Lakhs)

Particulars	H1FY27	H1FY26	Mar 2026
Net cash flow from / (used in) operating activities (A)	**420.71**	**290.25**	**920.16**
Net cash flow from / (used in) investing activities (B)	**(436.07)**	**(397.36)**	**(875.72)**
Net cash flow from / (used in) financing activities (C)	**(6.39)**	**(1.94)**	**(1.94)**
Net increase / (decrease) in cash & cash equivalents (A+B+C)	**(21.75)**	**(109.05)**	**42.50**
Cash & cash equivalents at the beginning of the Half-year	256.61	210.62	**210.62**
Effect of exchange difference on translation of foreign currency	0.37	0.53	**3.48**
Cash & cash equivalents at the end of the Half-year	**235.23**	**102.11**	**256.61**

IPO Highlights

Objects for the issue

- IT hardware purchases for setting up of AI Innovation and Experience Laboratory

  - AI Laboratory on premise and further amount for purchase of hardware

  - Amount – 565.5 lakhs

- Working Capital Requirements

  - Company business requires high working capital for day to day operations

  - Amount – 2400 lakhs

IPO Highlights

₹4846 Lakhs
Total Issue Size

273.68x
Overall Subscription

+48.2%
Listing Premium over Issue Price

CATEGORY WISE SUBSCRIPTION

QIBs	148.63x
NIIs / HNIs	406.34x
Retail Investors	268.30x







THANK YOU

everest IMS
EVERESTIMS Technologies Limited

Sridharan S Yadav
080 - 46567100
cs@everestims.com

FINPORTAL

Abhishek Bhutra | Himanshu Jain
+91 80006 85556 | 91 99987 81853
invrel@finportalin.com

Investor kit & Meeting Request